



**WMS Goes to
Washington**
Introductions

October 14-17, 2024

- Time: Arrive in the parking lot between 6:00 AM and 6:15 AM.
 - Buses will depart at 6:30 AM
- You may bring 1 suitcase to fit under the bus, 1 carry-on bag, a pillow, and a blanket.
- Make sure that you have everything that you need for the entire first day in your carry-on bag. You will not be able to get to your suitcase until we arrive at the hotel on the first night.
- You must pack a lunch for the bus ride to DC.



Arrival at WMS

On October 16th

You must pack
a lunch for the
bus ride to DC.

Arrival at WMS



On October 14th

What to Pack



You are representing Weaver.

- **You do not need to “dress up”, but you should look presentable. We will be walking around our nation’s capital.**
- **Wear comfortable walking shoes.**

Packing Cont.

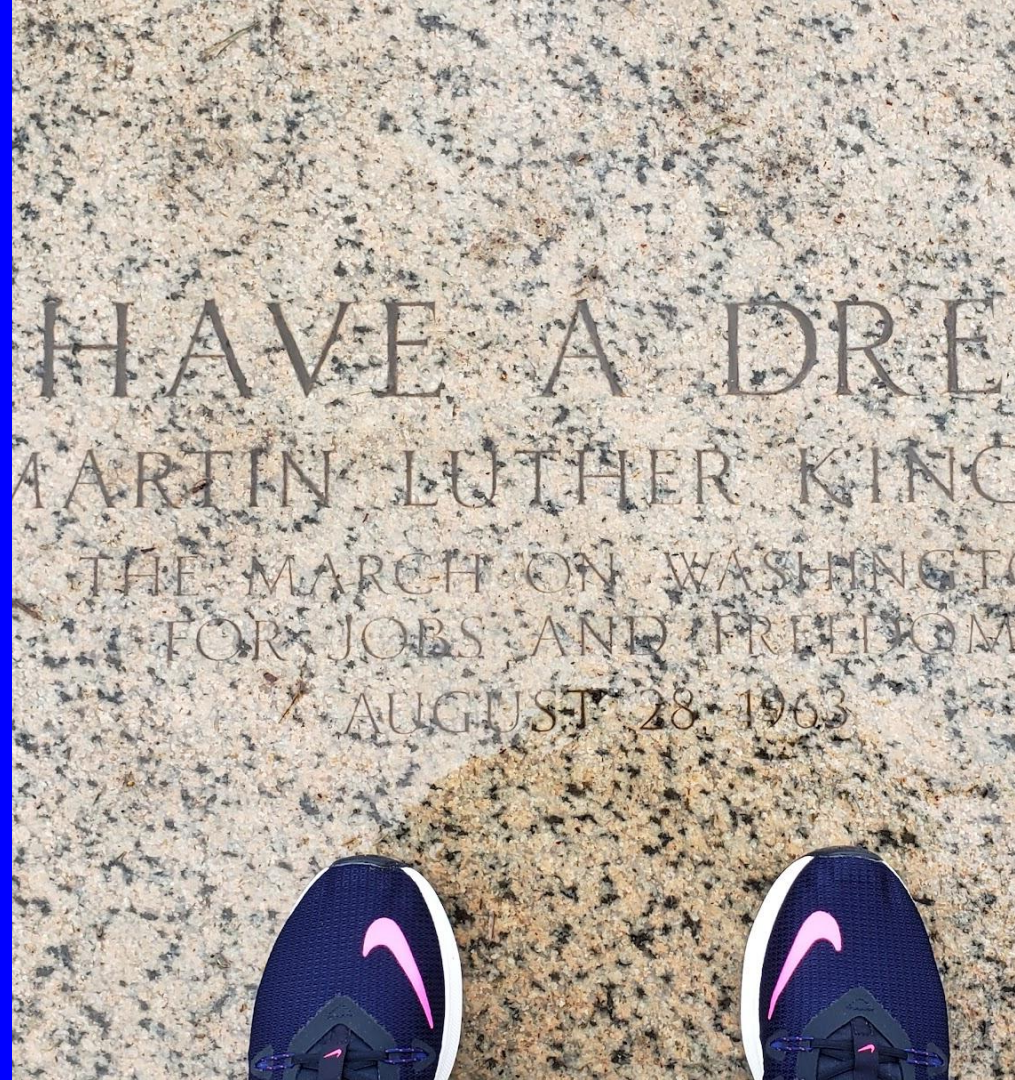
Rain gear

- Extra pair of comfortable shoes
- Poncho - No umbrellas allowed!

Phone and charger

- Check your child's luggage!

*****Leave your school iPad at home!*****



Prescription Medication

- Turn in prescription medication to Weaver's main office between October 7th - 11th in the original prescription bottles. Please supply only what is needed for the trip.
- Please note: **Morning meds on Monday morning will need to be given at home before arriving to school.**
- Per district policy, Mrs. Stoessner will carry AND administer the prescription medication.
 - You can find the guidelines in the Student Handbook. If the medication is not allowed to be self-carried at school, it can not be self-carried on this trip.
 - Mrs. Stoessner will be set up in the breakfast area in the morning and near her hotel room when we get back for the day to distribute prescription medication. She will use Remind messages to communicate with students who take prescription medication.

Additional Nurse notes

- **Self-carry medications**

- Inhalers and Epipens - unless a special circumstance, all students with inhalers and epipens will be self-carrying them on the trip
- Medications like Ibuprofen, Tylenol, OTC allergy medicine, Tums, etc. are all ok to be self-carried as long as you have disclosed this on the medical permission form
- I am not allowed to give students medication from me or another student - please double check to make sure your student has brought their own!



- **Proper shoes**

- Please make sure you wear proper athletic shoes. Consider bringing 2 pairs!
- We walk A LOT and students without proper shoes sometimes have foot/knee pain
- We won't have access to ice until we get back to the hotel at night!
- We want you to have an enjoyable experience! If you need help with something health/medical related, please ask me!!

heide_stoessner@hboe.org

Bus Rules

1. You must sit with your roommates on the bus.
2. When an adult is speaking on the bus, earbuds must be out and phones should be away.
3. All drinks that come on the bus must have a twist on cap - no cans!
4. You may not have any dairy on the bus (milk, milkshakes, ice cream, etc.)
5. Avoid using the bus bathroom unless there is an emergency.

Rules while touring

1. Be respectful at all times.
You represent Weaver Middle School.
2. Before leaving the bus, be sure you know the time and place to meet.
3. Know the bus number so that you recognize your bus.
4. Take everything with you that you're going to need.



Rules while touring Cont.

5. Stay with a roommate; never go off on your own!

6. Arrive at your meeting place on time.

7. No running or loud talking while at the memorials and monuments; no climbing on memorials.

8. We will visit the Pentagon Memorial for 9-11, the Vietnam Memorial, World War II Memorial. There may be people there who are paying their respects to someone they lost. Be mindful of this.





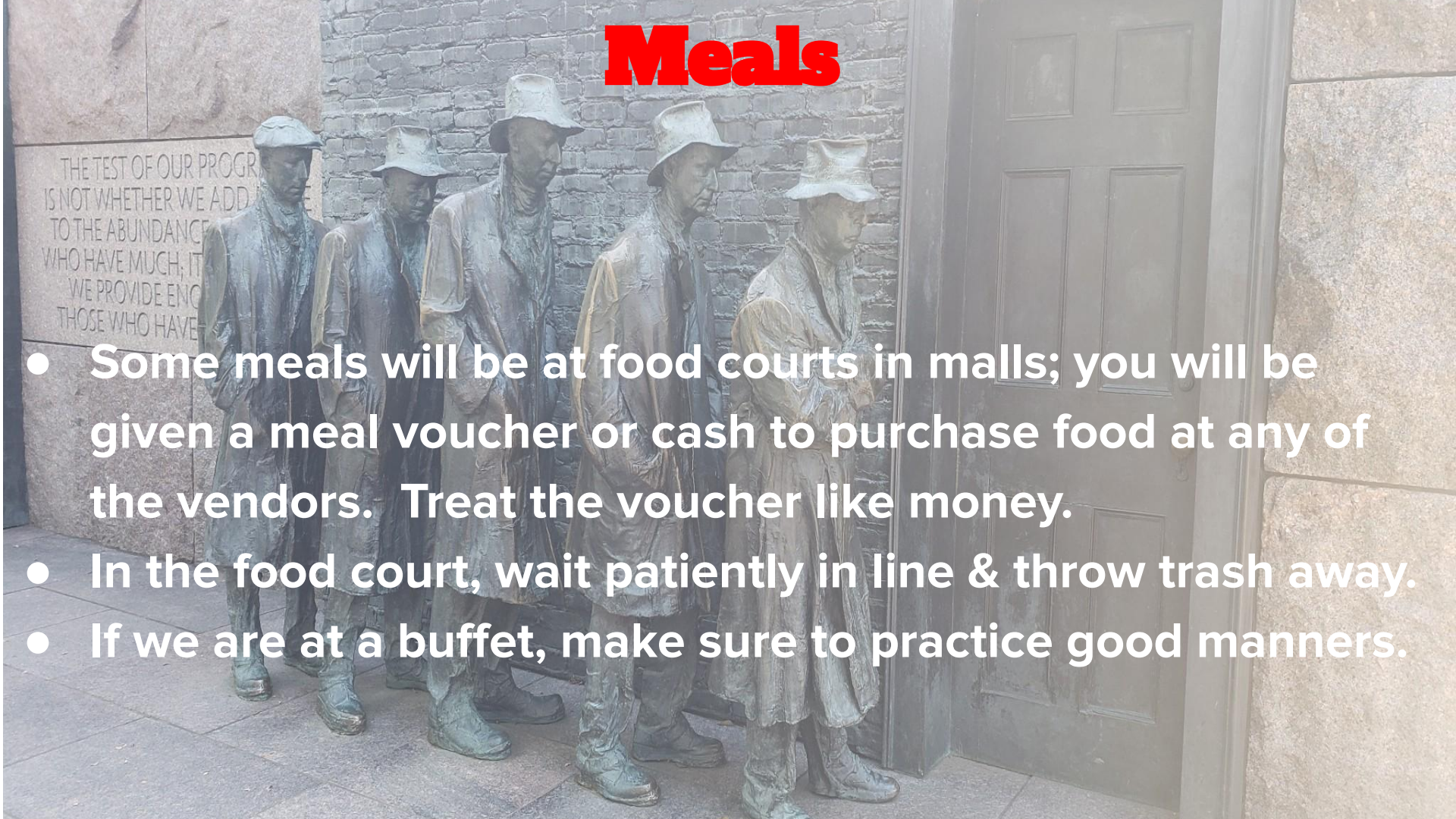
- You will only need to bring money if you want to purchase souvenirs and/or snacks and drinks between meals. All meals are covered by your trip costs.
- The amount of money that you bring is up to you and your parents. You should be able to buy a sweatshirt and hat for \$60.

Souvenirs

- We will visit a souvenir shop that sells Washington DC/FBI/CIA shirts, hats, sweatshirts, etc. Save your money for that.
- You may not purchase any souvenirs that are weapons, or look-alike weapons; this includes laser pointers and things that shock. Use good judgement!



Meals

- 
- **Some meals will be at food courts in malls; you will be given a meal voucher or cash to purchase food at any of the vendors. Treat the voucher like money.**
 - **In the food court, wait patiently in line & throw trash away.**
 - **If we are at a buffet, make sure to practice good manners.**

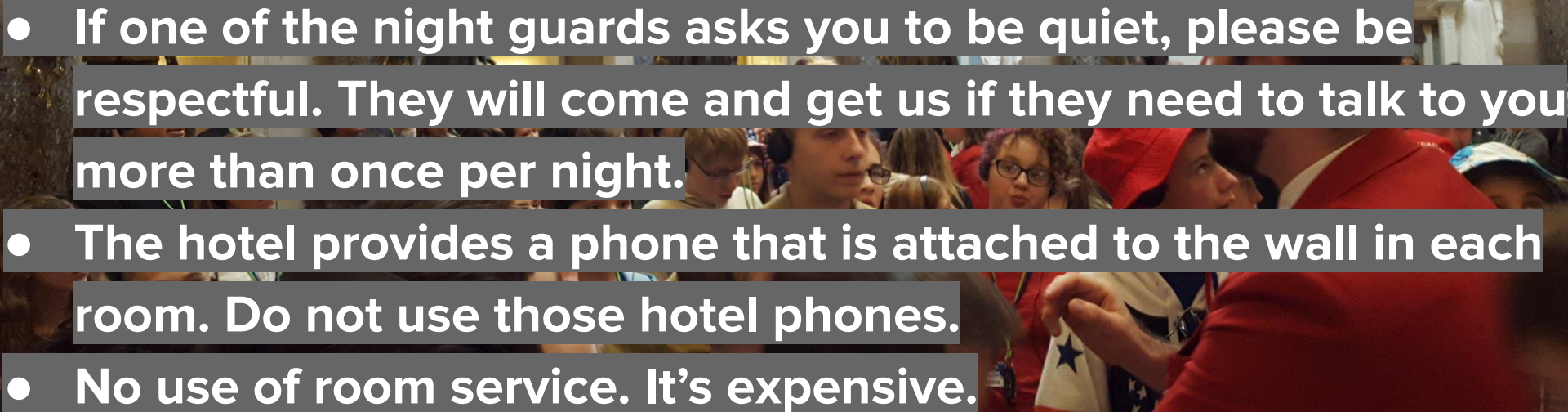
Hotel Behavior

- Remember that there are other people staying at this hotel.
- Be quiet in the halls, elevators, and stairwells.
- Be dressed appropriately when you leave the room. Don't walk around the hotel in bare feet.



Hotel Behavior Cont.

An ornate hotel lobby with several tall, grey stone columns. The walls are decorated with deep red drapery featuring gold fringe and tassels. In the center, a white statue of a seated woman holding a clock is prominent. To the left, a bronze statue of a man is visible. An 'EXIT' sign is mounted on the wall. The lighting is warm and focused on the central area.

- If one of the night guards asks you to be quiet, please be respectful. They will come and get us if they need to talk to you more than once per night.
 - The hotel provides a phone that is attached to the wall in each room. Do not use those hotel phones.
 - No use of room service. It's expensive.
- 
- A close-up view of a crowd of people, likely at a public event or conference. Many individuals are wearing red clothing, including a prominent red hat. The scene is busy and focused on the people in the foreground.

Bed Check

- Each night, the chaperones on your bus will tell you what time to be in your room for the night.
- At this time, a chaperone will verify that you are all in your assigned rooms and give you reminders for the next day.
- After this happens, you are not permitted to leave your room unless there is an emergency that you are reporting to one of the night guards.



Cell Phones

- Parents can expect phone calls or texts in the evening after we finish touring.
- Parents should avoid calling during the day because we will be busy and a ringing or buzzing cell phone would be distracting.



Hygiene

- We will be doing A LOT of walking.
- Please take a shower every day with soap.
- Wear different clothes each day.



Security Checkpoints

- Security is no laughing matter. (Think about airport security.) Do not make jokes or question requests of the guards or police.
- Be ready to empty your pockets.
- Don't wear big belt buckles or items that have a lot of metal.



The Wildcat Way!



Have fun & make memories!

- This trip is a privilege, not a right!
- Make good decisions!
 - In the past, we have sent students home for poor choices. Review the behavior contract!
- Be **RESPECTFUL** to everyone...all the time!

Final Reminders:

- **Your final payment was due on September 13th.**
- **Your DC Behavior Contract and Overnight Trip Medical Permission Form are due today in Canvas.**
- **Please sign off on your child's roommates before you leave.**

Follow us on Twitter/X



@24WeaverDC

Each bus will post 4 pictures per day.