

DESIGN AND BRAND GUIDELINES

Ready For Tomorrow



CONTACT

Address

Hilliard City Schools
2140 Atlas Street
Columbus, OH 43228
United States

Phone & Fax

Phone: + 1 614 921 7000
Fax: + 1614 921 7001

Online

Email 1: tanner_atha@hboe.org
Email 2: stacie_raterman@hboe.org
Website: www.hilliardschools.org



Hilliard City Schools
Brand Guidelines

Version // June 2026

HILLIARD CITY SCHOOLS

DESIGN AND BRAND GUIDELINES

TABLE OF CONTENTS

SECTION 0 INTRODUCTION	PAGE 4
SECTION 1 DISTRICT LOGO	PAGE 6
SECTION 2 DISTRICT TYPOGRAPHY	PAGE 12
SECTION 3 DISTRICT TAG LINE	PAGE 18
SECTION 4 DISTRICT COLOR SYSTEM	PAGE 21
SECTION 5 SUMMARY AND CONTACT	PAGE 29



SECTION 0 INTRODUCTION

THE DESIGN GUIDELINES

These guidelines describe the visual and verbal elements that represent **Hilliard City Schools** identity. This includes our name, logo and other elements such as color, type and graphics.

Sending a consistent and controlled message of who we are is essential to presenting a strong, unified image of our district.

These guidelines reflect **Hilliard City Schools** commitment to quality, consistency and style.

The **Hilliard City Schools** brand, including the logo, name, colors and identifying elements, are valuable district assets.

Each of us is responsible for protecting the district's interests by preventing unauthorized or incorrect use of the **Hilliard City Schools** name and marks.



SECTION 1 DISTRICT LOGO

The Logo Introduction
The Logo Application
The Logo Elements
Clear space and computations
Incorrect Logo Applications

LOGO INTRODUCTION

Our Logo is the key building block of our identity, the primary visual element that identifies us. The signature is a combination

of the symbol itself and our name – they have a fixed relationship that should never be changed in any way.


THE FULL LOGOTYPE

The Hilliard City Schools Logo comprises two elements, the logo symbol and logotype. The Logo Symbol is a powerful image evoking the culture of preparing our students to be Ready For Tomorrow.

The district logo is presented through the use of color as well as shape and form. The two corporate colors are Dark Blue and Light Blue. It is a fresh and appealing blend of colors chosen for their strong combination - modern - classic - timeless.

The Logotype has been carefully chosen for its modern and yet refined, highly legible style, which has been further enhanced by the use of uppercase letters. The typeface is Whitney Bold and has also been chosen to complement and balance perfectly with the logo symbol.

THE LOGOTYPE



1) The Logo Symbol

Consists of a powerful element evoking the students moving through the school district and achieving their highest potential.

2) The Logo Title

Carefully chosen for its modern and yet refined, highly legible style, which has been further enhanced by the use of uppercase letters in blue tone of the chosen district color. The font that is used here is Whitney Bold.

1) The general Logo

The main logo is the dark logo used on white or colored background. For darker backgrounds you will find an alternative below.

LOGO ON LIGHT BACKGROUND



3

LOGO ON DARK BACKGROUND



4

3) The Logo Dark Version

will be used when the background color is light colored.

4) The Logo Light Version

will be used when the background color is dark colored.


Attention:

Use of any stylized, animated, hand drawn or other versions of an official logo is not permitted. This undermines the logo system and brand consistency. Please consult with Hilliard City Schools Communications Dept. If you have any questions or need further help.

LOGO CONSTRUCTION, CLEAR SPACE AND COMPUTATION

It is important to keep district marks clear of any other graphic elements. To regulate this, an exclusion zone has been established around the corporate mark. This exclusion zone indicates the closest any other graphic element or message can

be positioned in relation to the mark of the symbol itself and our company name – they have a fixed relationship that should never be changed in any way.



CLEAR SPACE

Full Logo

Definition

Whenever you use the logo, it should be surrounded with clear space to ensure its visibility and impact. No graphic elements of any kind should invade this zone.

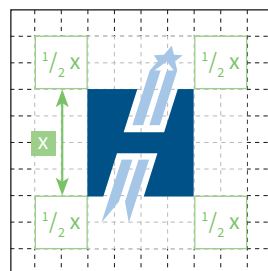
Computation

To work out the clear space take the height of the H in the logo symbol (Clear space = Height).




CLEAR SPACE

Logo Symbol



Text Logo



APPLICATION ON A BACKGROUND

LOGO
Colored Version A



LOGO
Colored Version B



LOGO
Black & White Version



MINIMUM LOGO SIZES

Full Logo

Minimum Size: 1.5 in x .261 in



2.0 in



1.5 in

Logo Symbol

Minimum Size: .25 in x .412 in



.5 in



.375 in



.25 in

INCORRECT LOGO APPLICATIONS



1



2



3



4



5



6

DONT'S

- 1) Do not place the logotype on 2 lines
- 2) Do not invert the logo symbol
- 3) Do not alter the logo symbol
- 4) Do not alter the logotype style
- 5) Never change the proportions of the logo vertically or horizontally or alter the appearance in any way
- 6) Never change the proportions of the logo vertically or horizontally or alter the appearance in any way

LOGO VARIATION

EMBLEM

It is important to keep district marks clear of any other graphic elements. To regulate this, an exclusion zone has been established around the corporate mark. This exclusion zone indicates the closest any other graphic element or message can be.



CLEAR SPACE


Emblem

Definition

Whenever you use the logo, it should be surrounded with clear space to ensure its visibility and impact. No graphic elements of any kind should invade this zone.

Computation

To work out the clear space take half the width of the H in the logo symbol (Clear space = 1/2 Width).



APPLICATION ON A BACKGROUND

LOGO

Colored Version A



LOGO

Colored Version B



LOGO

Black & White Version



MINIMUM LOGO SIZES

Full Logo

Minimum Size: .75 in x .75 in



1.5 in



.75 in

INCORRECT LOGO APPLICATIONS



1



2



3



4

DONT'S

- 1) Do not add Hilliard City Schools to the emblem. It already contains the district name.
- 2) Do not add Hilliard City Schools to the emblem. It already contains the district name.
- 3) Emblem is a circle not an oval. Never change the proportions of the logo vertically or horizontally or alter the appearance in any way.
- 4) Emblem is a circle not an oval. Never change the proportions of the logo vertically or horizontally or alter the appearance in any way.



SECTION 2 DISTRICT TYPOGRAPHY

The Corporate Fonts
Primary Font
Secondary Font
Font Hierarchy

THE DISTRICT FONTS AND TYPOGRAPHY

Typography plays an important role in communicating an overall tone and quality. Careful use of typography reinforces our personality and ensures clarity and harmony in all Hilliard City Schools communications. We have selected Whitney and

Gotham, which helps inject energy and enthusiasm into the entire Hilliard City Schools communications, as the primary and secondary corporate typefaces.

PRIMARY FONT WHITNEY BY: HOEFLER & CO.

W H I T N E Y

TYPE EXAMPLES

Bold

**A B C D E F G H I J K L M
N O P Q R S T U V W X Y Z
a b c d e f g h i j k l m
n o p q r s t u v w x y z**

Regular

A B C D E F G H I J K L M
N O P Q R S T U V W X Y Z
a b c d e f g h i j k l m
n o p q r s t u v w x y z

Figures

0 1 2 3 4 5 6 7 8 9 0

Special
Characters

! " § \$ % & / () = ? ` ; :
i " ¶ ¢ [] | { } 3 ¿ '
« W Ð ® † ff " / ø © • 4 '
æ œ @ ■ ° ª © f Q , å ¥ ffi ç
ffl ~ × a ... - M < > U ~ } < SM

FONT DOWNLOAD LINK

Direct Link : <http://www.typography.com/fonts/whitney/overview/>



THE DISTRICT FONTS

WHITNEY SUBSTITUTE (FREE)

The font can be used as a free substitute for Whitney.

PRIMARY FONT
SUBSTITUTE
SOURCE SANS PRO

SOURCE SANS PRO

TYPE EXAMPLES

Bold

A B C D E F G H I J K L M
N O P Q R S T U V W X Y Z
a b c d e f g h i j k l m
n o p q r s t u v w x y z

Regular

A B C D E F G H I J K L M
N O P Q R S T U V W X Y Z
a b c d e f g h i j k l m
n o p q r s t u v w x y z

Figures

0 1 2 3 4 5 6 7 8 9 0

Special
Characters

! " § \$ % & / () = ? ` ; :
i " ¶ ¢ [] | { } ≠ ÷ ‘
« Σ € ® † Ω ” / ø π • ± ‘
æ œ @ Δ ° ª © f ð , å ¥ ≈ ç
√ ~ μ ∞ … - ≤ < > ≥ ~ > < ■

FONT DOWNLOAD LINK

Direct Link : http://www.hilliardschools.org/brand/source_sans_pro.zip



THE DISTRICT FONTS AND TYPOGRAPHY

Typography plays an important role in communicating an overall tone and quality. Careful use of typography reinforces our personality and ensures clarity and harmony in all Hilliard

City Schools communications. We have selected Whitney and Gotham, which helps inject energy and enthusiasm into the entire Hilliard City Schools communications, as the primary and secondary corporate typefaces.

SECONDARY FONT GOTHAM BY: HOEFLER & CO

G O T H A M

TYPE EXAMPLES

Bold

A B C D E F G H I J K L M
N O P Q R S T U V W X Y Z
a b c d e f g h i j k l m
n o p q r s t u v w x y z

Regular

A B C D E F G H I J K L M
N O P Q R S T U V W X Y Z
a b c d e f g h i j k l m
n o p q r s t u v w x y z

Figures

0 1 2 3 4 5 6 7 8 9 0

Special
Characters

! " § \$ % & / () = ? ` ; :
i " ¶ ¢ [] | { } ≠ ¿ '
« ∑ Ð ® † Ω " / ø π • ± '
æ œ @ Δ ° ª © f ð , å ¥ ≈ ç
√ ~ μ ∞ ... - ≤ < > ≥ ~ > < ◇

FONT DOWNLOAD LINK

Direct Link : <http://www.typography.com/fonts/gotham/overview/>



THE DISTRICT FONTS

GOTHAM SUBSTITUTE (FREE)

The font can be used as a free substitute for Gotham.

SECONDARY FONT SUBSTITUTE MONTSERRAT

MONTSERRAT

TYPE EXAMPLES

Bold

A B C D E F G H I J K L M
N O P Q R S T U V W X Y Z
a b c d e f g h i j k l m
n o p q r s t u v w x y z

Regular

A B C D E F G H I J K L M
N O P Q R S T U V W X Y Z
a b c d e f g h i j k l m
n o p q r s t u v w x y z

Figures

0 1 2 3 4 5 6 7 8 9 0

Special
Characters

! " § \$ % & / () = ? ` ; :
i " ¶ ¢ [] | { } ≠ ÷ ‘
« » € ® † Ω ” / ø π • ± ‘
æ œ @ Δ ° ª © f ð , å ¥ ≈ ç
√ ~ μ ∞ … - ≤ < > ≥ ~ > < ■

FONT DOWNLOAD LINK

Direct Link : <http://www.hilliardschools.org/brand/montserrat.zip>



TYPOGRAPHY AND TEXT HIERARCHY

Typographic hierarchy is another form of visual hierarchy, a sub-hierarchy per se in an overall design project. Typographic hierarchy presents lettering so that the most important words are displayed with the most impact so users can scan text for key

information. Typographic hierarchy creates contrast between elements. There are a variety of ways you can create a sense of hierarchy. Here are some of the most common techniques for Hilliard City Schools layouts.

CONTEXT TEXT AND INNER HEADLINES

Caption Text
Hilliard City Schools
-
Source Sans Pro Regular
7 pt Type / 9 pt Leading

Copy Text
Hilliard City Schools

Source Sans Pro Regular
10 pt Type / 12 pt Leading

Headlines
Copy text
HILLIARD CITY SCHOOLS
-
Montserrat Regular - Capital Letters
12pt Type / 12pt Leading

HEADLINES AND TYPO BREAKS

Subheads
Sections
HILLIARD CITY SCHOOLS
-
Montserrat Bold - Capital Letters
16pt Type / 16pt Leading

Big Headlines
and Title
HILLIARD
SCHOOLS

Montserrat Bold - Capital Letters
34pt Type / 30 pt Leading

Sequencer
and Title for
Marketing
THE
HEADER
-
Montserrat Bold - Capital Letters
48pt Type / 48 pt Leading



SECTION 3 DISTRICT TAG LINE

The District Tag Line

DISTRICT TAG LINE

Official tag line of the district. The Board approved mission of the Hilliard City School District is to ensure that every student is Ready For Tomorrow. Our tag line simplifies the statement to be a concise and direct statement.

Ready For Tomorrow

TYPOGRAPHY

Whitney Regular

Ready For Tomorrow

Whitney Book

Ready For Tomorrow

Source Sans Pro Regular

Ready For Tomorrow

Monsterrat Regular

Font

-

The tag line is traditionally set in Whitney Book, but Source Sans Pro or Monsterrat can be used as substitutes. The words should be set in upper and lowercase with the first letter capitalized in each word.

Any size font is acceptable.



SECTION 4 DISTRICT COLOR SYSTEM

The District Colors
Primary Color System
Secondary Color System

THE PRIMARY COLOR SYSTEM AND COLOR CODES

Color plays an important role in the Hilliard City Schools identity program. The colors below are recommendations for various media. A palette of primary colors has been developed which comprise the “One Voice” color scheme. Consistent use of these

colors will contribute to the cohesive and harmonious look of the Hilliard City Schools brand identity across all relevant media. Check with your designer or printer when using the district colors to ensure that they will be always be consistent.

PRIMARY COLOR SYSTEM

-

Explanation:

The Hilliard City School District has two official colors: Dark Blue and Light Blue. These colors have become a recognizable identifier for the district.

Usage:

Use them as the dominant color palette for all internal and external visual presentations of the district.

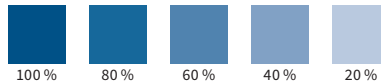


PRIMARY COLOR DARK BLUE

-


COLOR CODES

CMYK : C100 M045 Y000 K037
 Pantone : 2955C
 RGB : R000 G056 B101
 Web : #003865



100 % 80 % 60 % 40 % 20 %

COLOR TONES

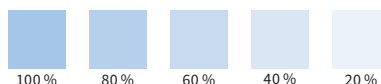


PRIMARY COLOR LIGHT BLUE

-

COLOR CODES

CMYK : C039 M014 Y000 K000
 Pantone : 278C
 RGB : R166 G199 B234
 Web : #A5C6EA



100 % 80 % 60 % 40 % 20 %

COLOR TONES

THE SECONDARY COLOR SYSTEM AND COLOR CODES

SECONDARY COLOR SYSTEM


-

Explanation:

The Secondary colors are complementary to our official colors, but are not recognizable identifiers for Hilliard City Schools. Secondary colors should be used sparingly, that is, in less than 10 percent of the palette in one piece.

Usage:

Use them to accent and support the primary color palette.



Tones

GRAY

CMYK : C078 M061 Y049 K050
 PANTONE : 432
 RGB : R051 G062 B072
 WEB : #333D47



Tones

ROYAL BLUE

CMYK : C100 M075 Y000 K000
 PANTONE : 286
 RGB : R000 G051 B160
 WEB : #0033A)



Tones

PINK

CMYK : C004 M089 Y000 K000
 PANTONE : RHODAMINE RED
 RGB : R228 G052 B139
 WEB : #E3348B



Tones

RED

CMYK : C000 M090 Y086 K000
 PANTONE : RED 032
 RGB : R230 G051 B041
 WEB : #E63328



Tones

ORANGE

CMYK : C000 M053 Y100 K000
 PANTONE : ORANGE 021
 RGB : R242 G140 B000
 WEB : #F18B00



Tones

YELLOW

CMYK : C000 M004 Y100 K000
 PANTONE : YELLOW 012
 RGB : R255 G031 B000
 WEB : #FFE700



Tones

LIME

CMYK : C029 M000 Y100 K000
 PANTONE : 382
 RGB : R202 G212 B000
 WEB : #CAD400



Tones

GREEN

CMYK : C080 M000 Y090 K000
 PANTONE : 354
 RGB : R004 G166 B075
 WEB : #04A64A



SCHOOL COLORS

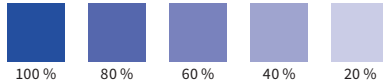
BRADLEY HS / MEMORIAL MS COLOR SYSTEM AND COLOR CODES



PRIMARY COLOR
ROYAL BLUE

COLOR CODES

CMYK : C100 M055 Y000 K005
Pantone : 293C
RGB : R000 G080 B186
Web : #0051BA



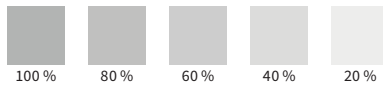
COLOR TONES



SECONDARY COLOR
SILVER

COLOR CODES

CMYK : C000 M000 Y000 K035
Pantone : 421 C
RGB : R178 G179 B178
Web : #B2B3B2



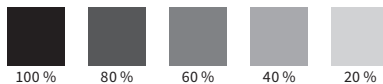
COLOR TONES



SECONDARY COLOR
BLACK

COLOR CODES

CMYK : C013 M008 Y011 K026
Pantone : Black
RGB : R000 G000 B000
Web : #000000



COLOR TONES



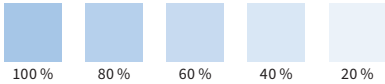
DARBY HS / HERITAGE MS COLOR SYSTEM AND COLOR CODES



PRIMARY COLOR
LIGHT BLUE

COLOR CODES

CMYK : C039 M014 Y000 K000
Pantone : 278C
RGB : R166 G199 B234
Web : #A5C6EA



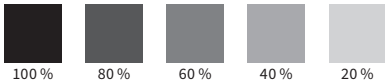
COLOR TONES



SECONDARY COLOR
BLACK

COLOR CODES


CMYK : C000 M000 Y000 K100
Pantone : Black
RGB : R000 G000 B000
Web : #000000



COLOR TONES



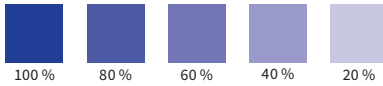
DAVIDSON HS / WEAVER MS COLOR SYSTEM AND COLOR CODES




PRIMARY COLOR
ROYAL BLUE

COLOR CODES

CMYK : C100 M075 Y000 K000
Pantone : 286C
RGB : R000 G051 B160
Web : #0033a0



COLOR TONES



SECONDARY COLOR
WHITE

COLOR CODES

CMYK : C000 M000 Y000 K000
Pantone : White
RGB : R255 G255 B255
Web : #FFFFFF



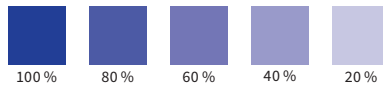
ELEMENTARY SCHOOLS COLOR SYSTEM AND COLOR CODES




PRIMARY COLOR ROYAL BLUE

COLOR CODES

CMYK : C100 M075 Y000 K000
Pantone : 286C
RGB : R000 G051 B160
Web : #0033a0



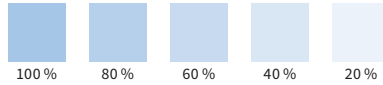
COLOR TONES



PRIMARY COLOR LIGHT BLUE

COLOR CODES

CMYK : C039 M014 Y000 K000
Pantone : 278C
RGB : R166 G199 B234
Web : #A5C6EA



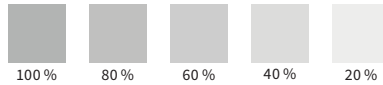
COLOR TONES



SECONDARY COLOR SILVER

COLOR CODES

CMYK : C013 M008 Y011 K026
Pantone : 421C
RGB : R178 G180 B178
Web : #99cc99



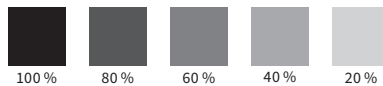
COLOR TONES



SECONDARY COLOR BLACK

COLOR CODES

CMYK : C000 M000 Y000 K100
Pantone : Black
RGB : R000 G000 B000
Web : #000000



COLOR TONES

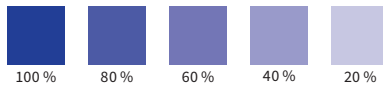
INNOVATIVE LEARNING CENTER COLOR SYSTEM AND COLOR CODES




**PRIMARY COLOR
ROYAL BLUE**

COLOR CODES

CMYK : C100 M075 Y000 K000
Pantone : 286C
RGB : R000 G051 B160
Web : #0033a0



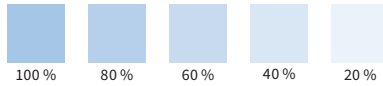
COLOR TONES



**PRIMARY COLOR
LIGHT BLUE**

COLOR CODES

CMYK : C039 M014 Y000 K000
Pantone : 278C
RGB : R166 G199 B234
Web : #A5C6EA



COLOR TONES



SECONDARY COLORS



LIME

CMYK : C029 M000 Y100 K000
PANTONE : 382
RGB : R202 G212 B000
WEB : #CAD400

RED

CMYK : C000 M090 Y086 K000
PANTONE : RED 032
RGB : R230 G051 B041
WEB : #E63328



ORANGE

CMYK : C000 M053 Y100 K000
PANTONE : ORANGE 021
RGB : R242 G140 B000
WEB : #F18B00

PINK

CMYK : C004 M089 Y000 K000
PANTONE : RHODAMINE RED
RGB : R228 G052 B139
WEB : #E3348B



SECTION 5 SUMMARY AND CONTACT

Summary
Contact

A SHORT SUMMARY

The Hilliard City Schools brand is the sum of everything we do. It embodies who we are. It represents what we do. It conveys our mission to our community.

CONTACT

For further information, please contact:

Stacie Raterman
Director of Communications
Hilliard City Schools

E: stacie_raterman@hboe.org
P: 614-921-7012



Link : <http://www.hilliardschools.org/brand/hcs-logos.zip>



WWW.HILLIARDSCHOOLS.ORG

HILLIARD CITY SCHOOLS

Ready For Tomorrow



CONTACT

Hilliard City Schools
2140 Atlas Street
Columbus, OH 43228
United States



DOWNLOAD

Direct Link : <http://www.hilliardschools.org/brand/hcs-logos.zip>
