

# **HILLIARD CITY SCHOOL DISTRICT**



Monthly Financial Report

August 2024

Melissa Swearingen, Treasurer/C.F.O.

# General Fund Actual vs. Budgeted Summary

Period Ending - August 31, 2024

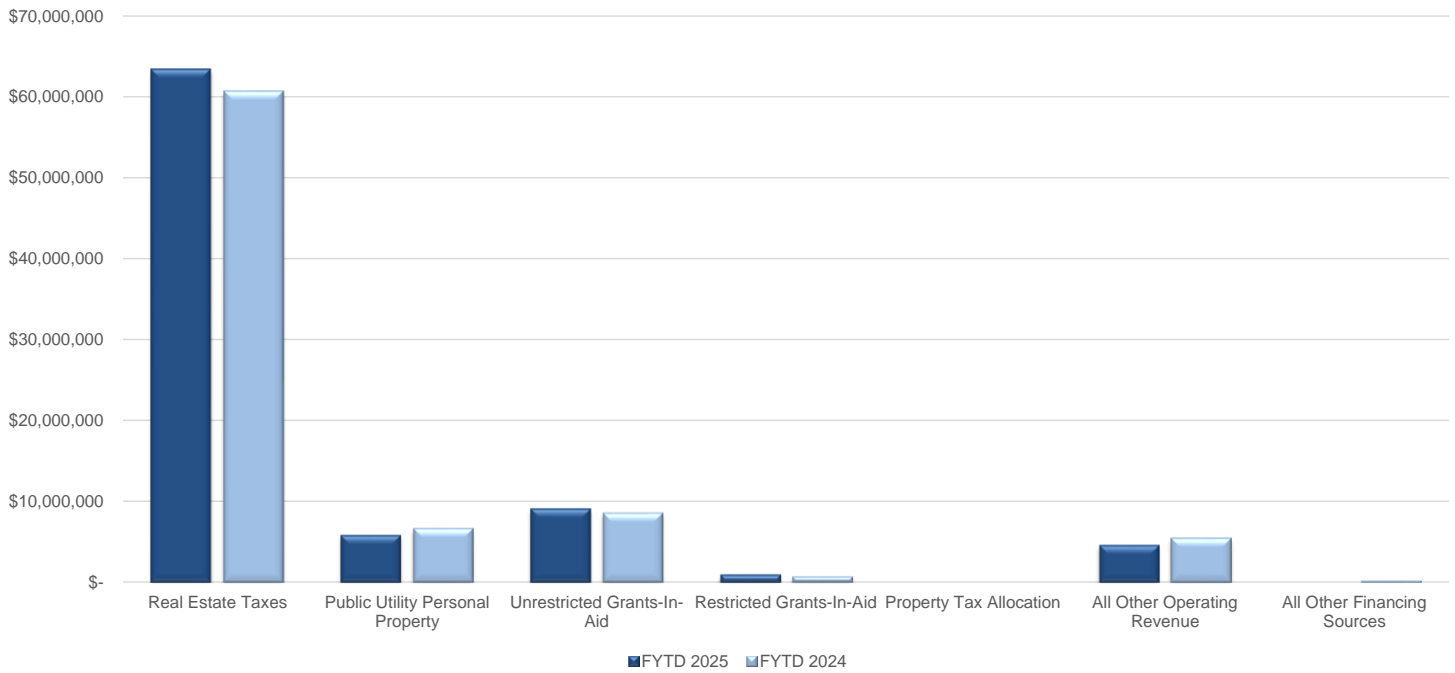
	<u>Budget</u>	<u>FYTD Actual</u>	<u>Projected Remaining</u>	<u>FYTD Actual % of Budget</u>
Beginning Balance		\$ 91,068,780		
<b>RECEIPTS:</b>				
Real Estate Taxes	\$ 137,610,629	\$ 63,280,473	\$ 74,330,156	45.99%
Public Utility Personal Property	13,292,796	5,687,324	7,605,472	42.79%
Unrestricted Grants-In-Aid	47,576,138	8,965,818	38,610,320	18.85%
Restricted Grants-In-Aid	4,687,651	797,935	3,889,716	17.02%
Property Tax Allocation	13,041,351	-	13,041,351	0.00%
All Other Operating Revenue	11,570,637	4,444,132	7,126,505	38.41%
All Other Financing Sources	179,104	-	179,104	0.00%
<b>Total Receipts</b>	<u>\$ 227,958,306</u>	<u>\$ 83,175,683</u>	<u>\$ 144,782,623</u>	36.49%
<b>EXPENDITURES:</b>				
Personnel Services	\$ 147,660,146	\$ 23,095,700	\$ 124,564,446	15.64%
Retirement/Benefits	61,235,509	9,787,756	51,447,754	15.98%
Purchased Services	24,686,669	3,301,091	21,385,578	13.37%
Supplies, Materials, Textbooks	9,922,540	1,168,662	8,753,878	11.78%
Capital Outlay	2,341,931	1,577,164	764,767	67.34%
Debt - principal & interest HB264	277,500	-	277,500	0.00%
Other Expenditures	3,524,910	1,403,994	2,120,916	39.83%
All Other Financing Uses	365,000	-	365,000	0.00%
<b>Total Expenditures</b>	<u>\$ 250,014,206</u>	<u>\$ 40,334,367</u>	<u>\$ 209,679,839</u>	16.13%
<b>Revenue Over (Under) Expenditures</b>		<u>\$ 42,841,315</u>		
<b>Ending Balance</b>		<u><u>\$ 133,910,096</u></u>		
Outstanding Encumbrances		\$ 18,887,682		
Unencumbered Ending Balance		<u><u>\$ 115,022,413</u></u>		

The Fiscal Year begins July 1 and ends June 30. Fiscal Year to Date (FYTD) represents cumulative amounts through the month reported.

# General Fund Current FYTD vs. Prior FYTD Summary - Revenues

Period Ending - August 31, 2024

## Revenues



	<b>FYTD 2025</b>	<b>% OF TOTAL</b>	<b>FYTD 2024</b>	<b>% OF CHANGE PRIOR YEAR</b>
Real Estate Taxes	\$ 63,280,473	76.08%	\$ 60,596,670	4.43%
Public Utility Personal Property	5,687,324	6.84%	6,537,734	-13.01%
Unrestricted Grants-In-Aid	8,965,818	10.78%	8,428,357	6.38%
Restricted Grants-In-Aid	797,935	0.96%	557,092	43.23%
Property Tax Allocation	-	0.00%	-	#DIV/0!
All Other Operating Revenue	4,444,132	5.34%	5,264,019	-15.58%
All Other Financing Sources	-	0.00%	5,269	-100.00%
<b>GRAND TOTAL</b>	<b>\$ 83,175,683</b>		<b>\$ 81,389,139</b>	

Increase in Restricted Grants-In-Aid related to receipt of additional Threshold Cost Reimbursement of \$69,017 the receipt of IRS QSCB credit of \$124,447 in July 2024 versus August of 2023 in prior year and an increase in Disadvantage Pupil (DPIA) funds in FY25.

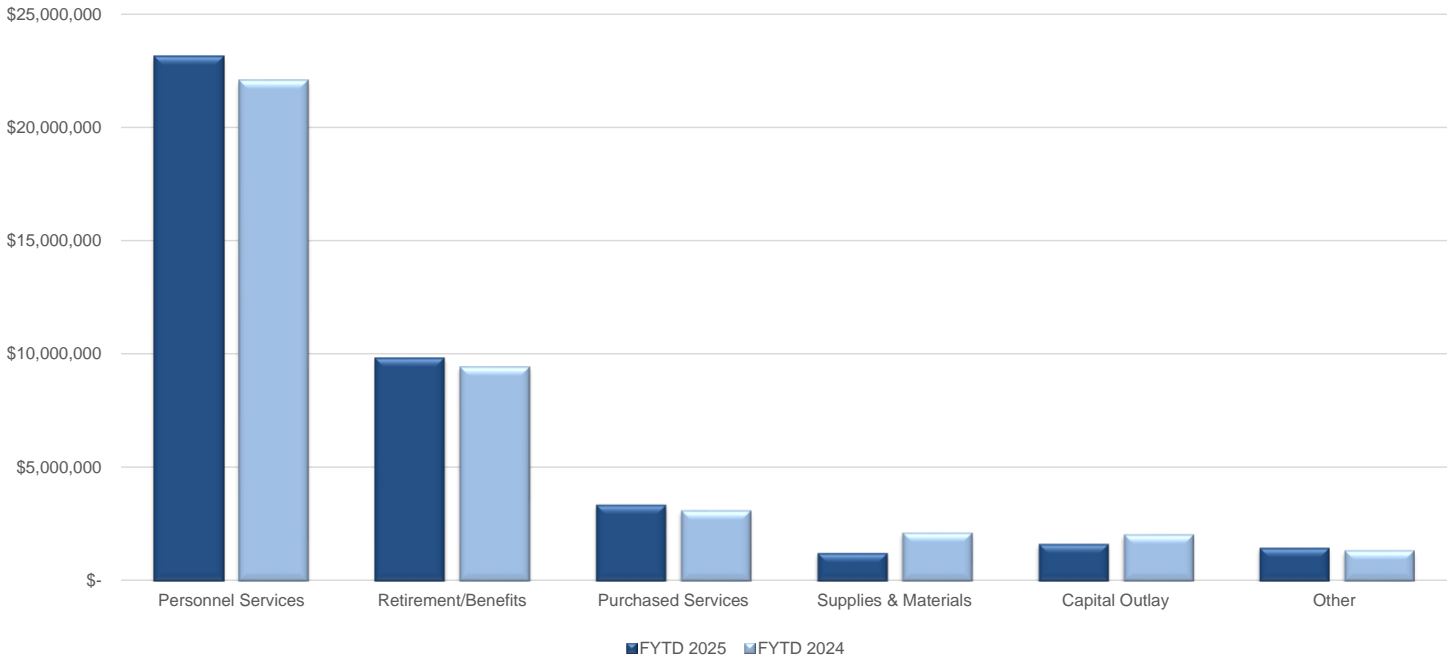
Decrease in Other Operating Revenue - The district received TIF payments in July 2023 of \$1.5 million

Decrease in All Other Financing Sources - the district posted a Refund of PY Expenditure in July 2023.

# General Fund Current FYTD vs. Prior FYTD Summary - Expenditures

Period Ending - August 31, 2024

## Expenditures



	<b>FYTD 2025</b>	<b>% OF TOTAL</b>	<b>FYTD 2024</b>	<b>% OF CHANGE PRIOR YEAR</b>
Personnel Services	\$ 23,095,700	57.26%	\$ 22,042,948	4.78%
Retirement/Benefits	9,787,756	24.27%	9,406,189	4.06%
Purchased Services	3,301,091	8.18%	3,062,542	7.79%
Supplies & Materials	1,168,662	2.90%	2,074,996	-43.68%
Capital Outlay	1,577,164	3.91%	1,992,833	-20.86%
Other	1,403,994	3.48%	1,288,095	9.00%
<b>GRAND TOTAL</b>	<b>\$ 40,334,367</b>		<b>\$ 39,867,604</b>	

Increase in Capital Outlay reflects timing of bus purchase payments in 2024 versus 2023

Decrease in Supplies/Materials reflects 2023 purchase of new curriculum materials.

# Hilliard City School District - Summary by Appropriation

Period Ending - August 31, 2024

All Funds		FYTD	Prior FY Carryover		MTD Actual	FYTD Actual	Current	FYTD Unencumbered	FYTD Percent
Fund	Fund Name	Appropriated	Encumbrances	FYTD Expendable	Expenditures	Expenditures	Encumbrances	Balance	Exp/Enc
001	General Fund	\$ 247,993,386	\$ 2,051,270	\$ 250,044,656	\$ 20,287,766	\$ 40,334,367	\$ 18,887,682	\$ 190,822,607	15.67%
002	Debt Service	16,050,000	-	16,050,000	97,592	97,592	-	15,952,408	0.61%
003	Permanent Improvement	6,307,000	2,760,237	9,067,237	2,002,238	2,465,274	675,508	5,926,455	29.53%
004	Building Fund	344,530	-	344,530	-	-	-	344,530	0.00%
006	Food Service	8,865,000	249,965	9,114,965	178,834	600,872	6,122,670	2,391,423	69.13%
007	Special Trust	88,000	480	88,480	1,555	1,555	19,955	66,969	24.31%
011	Rotary Fund - Special Services	3,600,000	8,703	3,608,703	60,475	98,465	470,396	3,039,843	14.71%
018	Principal's Fund	525,000	14,280	539,280	13,307	17,564	96,249	425,467	20.32%
019	Other Grants	17,500	17,500	35,000	3,500	7,000	10,500	17,500	40.00%
024	Self-Insurance	50,600,000	256,730	50,856,730	4,263,643	8,894,939	21,177,978	20,783,813	50.03%
200	Student Managed Activities	900,000	58,173	958,173	32,984	51,969	104,058	802,146	14.30%
300	District Managed Activities	1,780,000	69,803	1,849,803	157,632	211,347	324,180	1,314,276	26.05%
401	Auxiliary Services	1,415,000	56,331	1,471,331	121,672	190,231	73,101	1,207,999	13.24%
499	State Grant	26,740	15,010	41,750	14,995	14,995	1,210	25,545	38.81%
507	ESSER/ARP ESSER	703,285	-	703,285	335,716	688,853	12,314	2,117	49.49%
509	21st Century	162,330	2,822	165,152	4,322	48,296	1,600	115,256	3.59%
516	IDEA-B	3,967,388	-	3,967,388	330,734	634,254	45,000	3,288,134	9.47%
536	Title I School Improvement	168,265	15,176	183,441	14,124	36,098	15,000	132,343	15.88%
551	Title III Limited English	273,720	-	273,720	18,397	37,054	-	236,666	6.72%
572	Title I	2,427,440	103,836	2,531,276	186,963	411,388	97,196	2,022,692	11.23%
584	Title IV-A	184,500	15,454	199,954	21,944	27,236	86,517	86,201	54.24%
587	Pre-K IDEA-B	85,210	-	85,210	6,357	12,714	-	72,496	7.46%
590	Title II-A	460,222	-	460,222	42,401	81,109	40,400	338,713	17.99%
599	Miscellaneous Federal Grant	-	-	-	-	-	-	-	#DIV/0!
<b>Total All Funds</b>		<b>\$ 346,944,516</b>	<b>\$ 5,725,002</b>	<b>\$ 352,640,287</b>	<b>\$ 28,324,409</b>	<b>\$ 55,215,271</b>	<b>\$ 49,556,058</b>	<b>\$ 247,868,957</b>	<b>22.08%</b>

# Hilliard City School District - Appropriations Compared to Estimated Resources

Period Ending - August 31, 2024

Fund	Fund Name	Unencumbered		Total	Approved	Available or
		Fund Balance	Estimated			
		July 1 2024	Revenues	Available Balances	Appropriation	Over Appropriation
001	General Fund	\$ 91,068,780	\$ 225,993,062	\$ 317,061,842	\$ 247,993,386	\$ 69,068,456
002	Debt Service	17,205,826	18,272,401	35,478,227	16,050,000	\$ 19,428,227
003	Permanent Improvement	13,099,853	5,415,968	18,515,821	6,307,000	\$ 12,208,821
004	Building Fund	344,530	-	344,530	344,530	\$ 0
006	Food Service	5,138,581	5,500,000	10,638,581	8,865,000	\$ 1,773,581
007	Special Trust	119,690	40,000	159,690	88,000	\$ 71,690
011	Rotary Fund - Special Services	2,113,438	3,200,000	5,313,438	3,600,000	\$ 1,713,438
018	Principal's Fund	925,459	300,000	1,225,459	525,000	\$ 700,459
019	Other Grants	119,838	15,000	134,838	17,500	\$ 117,338
022	Agency	60,641	1,395,000	1,455,641	-	\$ 1,455,641
024	Self-Insurance	3,794,674	48,740,000	52,534,674	50,600,000	\$ 1,934,674
200	Student Managed Activities	624,121	420,000	1,044,121	900,000	\$ 144,121
300	District Managed Activities	1,384,770	980,000	2,364,770	1,780,000	\$ 584,770
401	Auxiliary Services	548,260	1,120,000	1,668,260	1,415,000	\$ 253,260
499	State Grant	16,253	50,000	66,253	26,740	\$ 39,513
507	ESSER/ARP ESSER	(1,593)	704,878	703,285	703,285	\$ 0
509	21st Century	(54,407)	225,000	170,593	162,330	\$ 8,263
516	IDEA-B	(5,658)	3,973,600	3,967,942	3,967,388	\$ 554
536	Title I School Improvement	(153)	184,000	183,847	168,265	\$ 15,582
551	Title III Limited English	0	274,000	274,000	273,720	\$ 280
572	Title I	(20,019)	2,551,855	2,531,836	2,427,440	\$ 104,396
584	Title IV-A	(16,962)	216,916	199,954	184,500	\$ 15,454
587	Pre-K IDEA-B	(397)	85,690	85,293	85,210	\$ 83
590	Title II-A	(348)	500,000	499,652	460,222	\$ 39,430
599	Miscellaneous Federal Grant	508	-	508	-	\$ 508
<b>Total All Funds</b>		<b>\$ 136,476,687</b>	<b>\$ 320,157,370</b>	<b>\$ 456,634,057</b>	<b>\$ 346,944,516</b>	<b>\$ 109,689,541</b>

# Cash Position by Fund

Period Ending - August 31, 2024

FUND SCC	Description	Beginning	MTD	FYTD	MTD	FYTD	Current Fund	Current	Unencumbered Fund
		Balance	Receipts	Receipts	Expenditures	Expenditures	Balance	Encumbrances	Balance
001	General Fund	\$ 91,068,780.14	\$ 16,392,762.31	\$ 83,175,682.59	\$ 20,287,766	\$ 40,334,367	\$ 133,910,095.53	\$ 18,887,682.20	\$ 115,022,413.33
002	Bond Retirement	17,205,825.64	922,323.02	7,807,190.22	97,592	97,592	24,915,424.22	-	24,915,424.22
003	Permanent Improvement Fund	13,099,852.96	234,525.18	2,275,197.18	2,002,238	2,465,274	12,909,775.99	675,508.09	12,234,267.90
004	Building Fund	344,530.24	-	-	-	-	344,530.24	-	344,530.24
006	Food Service Fund	5,138,581.10	218,804.52	241,220.35	178,834	600,872	4,778,929.45	6,122,669.89	(1,343,740.44)
007	Special Trust - Staff Benefit	119,690.12	6,451.18	7,211.85	1,555	1,555	125,346.63	19,955.48	105,391.15
011	Rotary - Special Services	2,113,437.54	199,245.08	212,461.08	60,475	98,465	2,227,433.73	470,395.54	1,757,038.19
018	Principal's Fund	925,459.21	7,513.16	16,538.06	13,307	17,564	924,433.67	96,248.94	828,184.73
019	Other Grant Funds	119,837.86	-	-	3,500	7,000	112,837.86	10,500.00	102,337.86
022	District - Agency	60,641.08	127,459.02	253,845.94	127,259	252,099	62,388.03	1,294,543.95	(1,232,155.92)
024	Employee Benefits Self Insurance	3,794,673.95	4,617,252.89	8,120,135.62	4,263,643	8,894,939	3,019,870.91	21,177,977.87	(18,158,106.96)
031	Underground Storage Tanks	11,000.00	-	-	-	-	11,000.00	-	11,000.00
200	Student-Managed Activities	624,121.20	25,742.20	26,456.51	32,984	51,969	598,608.27	104,057.77	494,550.50
300	District-Managed Activities	1,384,769.90	212,779.15	230,929.55	157,632	211,347	1,404,352.21	324,180.38	1,080,171.83
401	Auxiliary Services	548,260.28	248,687.73	250,915.05	121,672	190,231	608,944.28	73,100.50	535,843.78
499	Miscellaneous State Grants	16,253.40	-	500.00	14,995	14,995	1,758.40	1,209.57	548.83
507	ESSER Funds	(1,592.97)	354,785.53	504,383.83	335,716	688,853	(186,062.53)	12,314.27	(198,376.80)
509	21st Century	(54,407.33)	10,215.19	102,703.53	4,322	48,296	-	1,600.00	(1,600.00)
516	IDEA-B Grant	(5,657.67)	283,874.10	449,235.72	330,734	634,254	(190,675.73)	45,000.00	(235,675.73)
536	Title I School Improvement	(152.60)	18,749.12	22,126.23	14,124	36,098	(14,124.03)	15,000.00	(29,124.03)
551	Title III - Limited English Proficiency	0.12	18,656.18	27,854.86	18,397	37,054	(9,198.64)	-	(9,198.64)
572	Title I	(20,018.88)	205,553.76	323,126.82	186,963	411,388	(108,280.40)	97,195.83	(205,476.23)
584	Title IV-A	(16,961.62)	5,291.37	22,252.99	21,944	27,236	(21,944.40)	86,517.47	(108,461.87)
587	Pre-K IDEA-B	(397.15)	6,357.14	9,932.86	6,357	12,714	(3,178.53)	-	(3,178.53)
590	Title II-A	(348.23)	31,920.60	45,842.38	42,401	81,109	(35,615.10)	40,400.00	(76,015.10)
599	Miscellaneous Federal	508.29	-	-	-	-	508.29	-	508.29
Totals		\$ 136,476,686.58	\$ 24,148,948.43	\$ 104,125,743.22	\$ 28,324,409.22	\$ 55,215,271.45	\$ 185,387,158.35	\$ 49,556,057.75	\$ 135,831,100.60

**Hilliard City School District  
Bank Reconciliation  
August 31, 2024**

Description	Beg. Bal.	Receipts	Disburse	End. Bal.
Huntington Bank - General Account	19,896,757.35	17,504,912.81	21,655,269.37	15,746,400.79
Huntington Bank - Workers Comp Self Ins	31,564.14	-	3,583.45	27,980.69
	-			-
Huntington Bank - Integrated Payables	-	5,024,964.00	5,024,964.00	-
Huntington Bank - Self Insurance	-	4,878,200.53	4,878,200.53	-
Huntington Bank - Dental Self Ins	-	218,285.30	218,285.30	-
Huntington Bank - Cafeteria Account	-	210,036.88	210,036.88	-
Huntington Bank - Student Fees	-	213,482.60	213,482.60	-
Huntington Bank - Flex Spending	-	81,342.12	81,342.12	-
	-			-
Investment transfers	-	(2,960,105.23)	(2,960,105.23)	-
Bank X-fers - ZBA	-	(10,626,311.43)	(10,626,311.43)	-
Memo Receipts/Memo Exp	-	4,701,517.08	4,701,517.08	-
Foundation STRS Deduct	-	1,437,554.00	1,437,554.00	-
Dragonfly X-fer	-	(50,000.00)	(50,000.00)	-
	-			-
<b>Investment Portfolio:</b>				
STAROhio - General	72,284,792.69	332,930.60	-	72,617,723.29
US Bank Money Market	65,505.35	2,166,606.95	970,683.55	1,261,428.75
US Bank Safekeeping (Comm Paper/Coupon)	97,239,730.05	965,532.22	1,989,421.68	96,215,840.59
	-	-	-	-
	-			-
Less O/S checks prior month	(187,975.45)	-	(187,975.45)	-
Add: O/S checks current month	-	-	413,380.97	(413,380.97)
	-			-
	-			-
Petty Cash Accounts:	1,000.00	-	-	1,000.00
	-			-
Dragonfly Athletics - Petty Cash Account	17,427.22	50,000.00	-	67,427.22
	-			-
	-			-
	-			-
<b>Aug Variances</b>			-	-
Ohio Tax w/h, books Aug bank Sept			120,399.67	(120,399.67)
City of Dublin - ACH Remit, books Aug bank Sept			3,066.82	(3,066.82)
Ohio SchDistTax books Aug, bank Sept			9,078.00	(9,078.00)
OH DefComp, books Aug bank Sept			40,265.54	(40,265.54)
Meritain Debits, bank Aug, books Sept			(35,548.02)	35,548.02
			-	-
<b>July Variances</b>				-
Ohio Tax w/h, books July bank Aug	(122,986.47)		(122,986.47)	-
City of Dublin - ACH Remit, books July bank Aug	(3,188.85)		(3,188.85)	-
Ohio SchDistTax books July, bank Aug	(9,496.77)		(9,496.77)	-
OH DefComp, books July bank Aug	(39,920.32)		(39,920.32)	-
Meritain Debits, bank July, books Aug	389,410.20		389,410.20	-
	-	-	-	-
	-	-	-	-
	-	-	-	-
	-	-	-	-
<b>BANK TOTALS</b>	<b>189,562,619.14</b>	<b>24,148,948.43</b>	<b>28,324,409.22</b>	<b>185,387,158.35</b>
<b>BOOK TOTALS</b>	<b>189,562,619.14</b>	<b>24,148,948.43</b>	<b>28,324,409.22</b>	<b>185,387,158.35</b>



**HILLIARD CITY SCHOOL DISTRICT  
INVESTMENT PORTFOLIO  
AS OF AUGUST 31, 2024**

<b>Institution/Broker</b>	<b>Instrument</b>	<b>Holder</b>	<b>Stated Rate</b>	<b>Settlement Date</b>	<b>Maturity Date</b>	<b>Purchase Price</b>	<b>Par</b>	<b>Days held</b>	<b>Days to Maturity</b>	<b>Call Feature</b>
<b>ACTIVE FUNDS</b>										
Huntington Bank	Checking	n/a	0.00%	08/31/24	09/01/24	15,746,401	15,746,401	1.00	1.00	
StarOhio	Money Market	n/a	5.57%	08/31/24	09/01/24	72,617,723	72,617,723	1.00	1.00	
US Bank	Money Market Account	n/a	5.19%	08/31/24	09/01/24	1,261,429	1,261,429	1.00	1.00	
<b>INTERIM FUNDS</b>										
BNY Mellon Capital	Federal Farm Credit Bank	USB	1.49%	09/05/19	09/05/24	2,585,286	2,590,000	1,823.00	1,827.00	
Stifel	Federal Farm Credit Bank	USB	0.45%	09/17/20	09/10/24	429,721	430,000	1,445.00	1,454.00	12/10/20-Continuous
Wells Fargo	Federal Home Loan Mortgage Corp	USB	0.42%	09/17/20	09/17/24	250,000	250,000	1,445.00	1,461.00	09/17/21-Quarterly
Stonex	Federal Farm Credit Bank	USB	0.49%	07/30/21	09/03/24	999,750	1,000,000	1,129.00	1,131.00	09/03/21-One time
RBC Capital Markets	Agency Bond	USB	0.54%	10/04/21	09/03/24	249,003	250,000	1,063.00	1,065.00	
Key Bank	Federal National Mortgage Assoc	USB	1.69%	11/19/19	10/15/24	1,246,075	1,250,000	1,748.00	1,792.00	
Stifel	Federal Farm Credit Bank	USB	1.76%	11/01/19	11/01/24	248,748	250,000	1,766.00	1,827.00	
Credut Agricole CIB	Commercial Paper	USB	5.34%	02/22/24	11/15/24	1,721,762	1,790,000	192.00	267.00	
Bank of America-Merrill Lynch	Commercial Paper	USB	5.41%	02/28/24	11/22/24	1,643,804	1,710,000	186.00	268.00	
Raymond James Bank	Certificate of Deposit	USB	1.89%	11/26/19	11/26/24	246,506	247,000	1,741.00	1,827.00	
RBC Capital Markets	Commercial Paper	USB	5.34%	03/18/24	12/03/24	962,878	1,000,000	167.00	260.00	
KeyBanc Capital Markets	Federal Farm Credit Bank	USB	4.60%	12/06/22	12/05/24	1,500,795	1,500,000	635.00	730.00	
Stifel	US Treasury Bond	USB	4.14%	09/23/22	12/31/24	959,492	1,000,000	709.00	830.00	
CastleOak Securities	Commercial Paper	USB	5.39%	04/10/24	01/03/25	1,201,797	1,250,000	144.00	268.00	
Wells Fargo	Federal Home Loan Bank	USB	0.62%	07/29/21	01/29/25	999,750	1,000,000	1,130.00	1,280.00	10/29/2021-One time
Baird	Federal Home Loan Bank	USB	0.65%	07/29/21	01/29/25	1,000,000	1,000,000	1,130.00	1,280.00	10/29/2021-One time
RBC Capital Markets	Commercial Paper	USB	5.48%	05/29/24	02/18/25	889,116	925,000	95.00	265.00	
TD Securities	US Treasury Note	USB	4.14%	09/23/22	03/31/25	964,141	1,000,000	709.00	920.00	
BMO Capital Markets	US Treasury Bond	USB	2.97%	05/05/22	04/15/25	1,485,352	1,500,000	850.00	1,076.00	
MUFG Bank/CastleRock Securities	Commercial Paper	USB	4.80%	08/09/24	05/09/25	965,532	1,000,000	23.00	273.00	
Wells Fargo	US Treasury Note	USB	0.61%	07/13/21	05/31/25	966,410	980,000	1,146.00	1,418.00	
Multi Bank Securities	Federal National Mortgage Assoc	USB	4.28%	12/06/22	06/17/25	1,365,408	1,500,000	635.00	924.00	
RBC Capital Markets	US Treasury Note	USB	0.61%	07/12/21	06/30/25	986,094	1,000,000	1,147.00	1,449.00	
Wells Fargo	US Treasury Note	USB	0.62%	07/12/21	07/31/25	985,156	1,000,000	1,147.00	1,480.00	
BMO Capital Markets	US Treasury Note	USB	4.19%	12/06/22	08/15/25	973,125	1,000,000	635.00	983.00	
Key Bank	Federal National Mortgage Assoc	USB	0.62%	08/28/20	08/18/25	244,755	245,000	1,465.00	1,816.00	08/18/21-Quarterly
RBC Capital Markets	US Treasury Note	USB	0.98%	10/29/21	08/31/25	486,309	500,000	1,038.00	1,402.00	
Stifel	Agency Bond	USB	0.66%	09/13/21	09/08/25	1,246,900	1,250,000	1,084.00	1,456.00	
RBC Capital Markets	Federal Home Loan Bank	USB	5.03%	09/12/23	09/12/25	3,399,859	3,410,000	355.00	731.00	
Stifel	US Treasury Note	USB	4.12%	09/23/22	09/15/25	982,773	1,000,000	709.00	1,088.00	
Stonex	Federal Farm Credit Bank	USB	0.55%	10/02/20	09/29/25	999,000	1,000,000	1,430.00	1,823.00	09/29/21-Continuous
Stonex	Federal Farm Credit Bank	USB	0.55%	09/30/20	09/29/25	999,000	1,000,000	1,432.00	1,825.00	09/29/21-Continuous
BNY Mellon Capital	US Treasury Note	USB	0.65%	09/14/21	09/30/25	983,984	1,000,000	1,083.00	1,477.00	
RBC Capital Markets	US Treasury Note	USB	4.76%	06/30/23	10/15/25	494,473	500,000	429.00	838.00	
Wells Fargo	US Treasury Note	USB	0.67%	09/14/21	10/31/25	982,852	1,000,000	1,083.00	1,508.00	
RBC Capital Markets	Federal National Mortgage Assoc	USB	4.20%	12/06/22	11/07/25	899,225	1,000,000	635.00	1,067.00	
TD Securities	Federal Farm Credit Bank	USB	0.62%	11/13/20	11/12/25	624,531	625,000	1,388.00	1,825.00	11/12/21-Quarterly
TD Securities	US Treasury Note	USB	4.66%	02/21/24	11/15/25	1,481,055	1,485,000	193.00	633.00	
Stifel	Federal Home Loan Bank	USB	4.22%	02/08/23	12/12/25	1,108,041	1,100,000	571.00	1,038.00	
RBC Capital Markets	Federal Home Loan Mortgage Corp	USB	0.64%	12/17/20	12/17/25	999,500	1,000,000	1,354.00	1,826.00	12/17/21-Quarterly

**HILLIARD CITY SCHOOL DISTRICT  
INVESTMENT PORTFOLIO  
AS OF AUGUST 31, 2024**


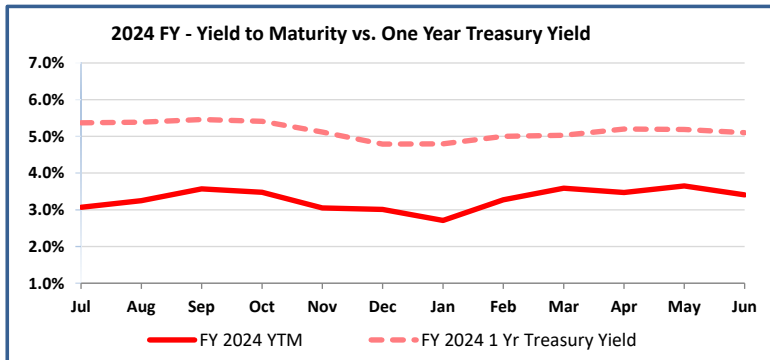
Institution/Broker	Instrument	Holder	Stated	Settlement	Maturity	Purchase			Days to	
			Rate	Date	Date	Price	Par	Days held	Maturity	Call Feature
Stifel	Federal Agricultural Mortgage Crop	USB	0.49%	01/25/21	01/15/26	579,803	580,000	1,315.00	1,816.00	
RBC Capital Markets	Federal Home Loan Bank	USB	0.60%	01/28/21	01/28/26	910,000	910,000	1,312.00	1,826.00	01/28/22-Quarterly
FC Stone	Federal National Mortgage Assoc	USB	0.57%	01/28/21	01/28/26	419,580	420,000	1,312.00	1,826.00	07/28/21-Quarterly
1st Bank of Greenwich Conn	Certificate of Deposit	USB	0.74%	01/29/21	01/29/26	248,564	249,000	1,311.00	1,826.00	04/29/21-Quarterly
Wells Fargo	Federal Home Loan Bank	USB	4.20%	02/08/23	02/06/26	994,600	1,000,000	571.00	1,094.00	
TD Securities	US Treasury Note	USB	4.57%	02/21/24	02/15/26	1,978,516	2,000,000	193.00	725.00	
TD Securities	Federal Home Loan Bank	USB	0.65%	02/24/21	02/24/26	1,050,000	1,050,000	1,285.00	1,826.00	08/24/21-Quarterly
State Bank of India Chicago	Certificate of Deposit	USB	0.70%	02/25/21	02/25/26	247,755	249,000	1,284.00	1,826.00	
Loop Capital Markets	Federal Home Loan Bank	USB	0.85%	02/26/21	02/26/26	424,469	425,000	1,283.00	1,826.00	5/26/21-Quarterly
BNY Mellon Capital	US Treasury Bond	USB	0.91%	04/01/21	03/31/26	466,402	470,000	1,249.00	1,825.00	
BNY Mellon Capital	US Treasury Bond	USB	0.84%	04/09/21	03/31/26	487,818	490,000	1,241.00	1,817.00	
Incapital	Federal Home Loan Bank	USB	1.11%	04/29/21	04/29/26	1,249,375	1,250,000	1,221.00	1,826.00	10/29/21-Quarterly
Daiwa Capital Markets	Federal Farm Credit Bank	USB	4.77%	05/16/24	05/08/26	500,351	500,000	108.00	722.00	
BMO Capital Markets	US Treasury Bond	USB	4.01%	12/06/22	05/31/26	1,408,828	1,500,000	635.00	1,272.00	
RBC Capital Markets	Farmer Mac	USB	4.32%	06/20/23	06/12/26	1,000,000	1,000,000	439.00	1,088.00	
TD Securities	US Treasury Note	USB	4.52%	02/16/24	06/15/26	1,982,656	2,000,000	198.00	850.00	
BMO Capital Markets	US Treasury Bond	USB	3.97%	12/06/22	06/30/26	1,396,230	1,500,000	635.00	1,302.00	
Stifel	Federal Farm Credit Bank	USB	4.80%	08/16/23	07/06/26	1,977,500	2,000,000	382.00	1,055.00	
Wells Fargo	US Treasury Note	USB	0.65%	08/03/21	07/31/26	174,747	175,000	1,125.00	1,823.00	
Incapital	Federal Home Loan Bank	USB	0.88%	08/17/21	08/17/26	575,000	575,000	1,111.00	1,826.00	08/17/22-One time
Stonex	Federal Home Loan Bank	USB	0.93%	08/25/21	08/25/26	750,000	750,000	1,103.00	1,826.00	02/25/22-One time
Wells Fargo	US Treasury Note	USB	1.14%	10/20/21	08/31/26	490,781	500,000	1,047.00	1,776.00	
RBC Capital Markets	US Treasury Note	USB	1.01%	09/30/21	09/30/26	1,142,408	1,150,000	1,067.00	1,826.00	
Stonex	Federal Home Loan Bank	USB	4.18%	06/07/23	10/28/26	909,700	1,000,000	452.00	1,239.00	
Wells Fargo	US Treasury Note	USB	1.50%	11/30/21	11/30/26	996,523	1,000,000	1,006.00	1,826.00	
RBC Capital Markets	Federal Home Loan Bank	USB	4.05%	12/07/22	12/11/26	2,032,554	2,000,000	634.00	1,465.00	
Stifel	US Treasury Note	USB	4.43%	02/16/24	12/15/26	2,516,161	2,520,000	198.00	1,033.00	
BNY Mellon Capital	US Treasury Note	USB	1.32%	01/10/22	12/23/26	642,383	650,000	965.00	1,808.00	
Stonex	US Treasury Note	USB	3.60%	05/16/23	01/31/27	1,159,521	1,250,000	474.00	1,356.00	
RBC Capital Markets	Agency Bond	USB	3.07%	05/10/22	02/01/27	1,487,295	1,500,000	845.00	1,728.00	
Stonex	US Treasury Note	USB	3.90%	02/08/23	02/15/27	1,878,281	2,000,000	571.00	1,468.00	
Stonex	US Treasury Note	USB	4.15%	02/21/23	02/15/27	232,734	250,000	558.00	1,455.00	
Key Bank	Federal Farm Credit Bank	USB	1.79%	03/04/22	02/16/27	1,000,440	1,000,000	912.00	1,810.00	
Academy Securities	Federal Farm Credit Bank	USB	4.41%	03/14/24	03/08/27	1,104,612	1,105,000	171.00	1,089.00	
Morgan Stanley	Agency Bond	USB	3.85%	03/29/23	03/27/27	1,491,296	1,485,000	522.00	1,459.00	
Wells Fargo	Federal Home Loan Bank	USB	4.75%	04/15/24	04/09/27	1,000,498	1,000,000	139.00	1,089.00	
Stifel	Federal Farm Credit Bank	USB	3.88%	05/01/23	04/26/27	250,668	250,000	489.00	1,456.00	
BMO Capital Markets	US Treasury Note	USB	2.90%	05/02/22	04/30/27	1,241,455	1,250,000	853.00	1,824.00	
RBC Capital Markets	US Treasury Bond	USB	3.10%	06/10/22	05/15/27	967,188	1,000,000	814.00	1,800.00	
Stonex	Federal Home Loan Bank	USB	4.41%	07/21/23	05/27/27	625,562	700,000	408.00	1,406.00	
Inspere LLC	Federal Home Loan Bank	USB	3.71%	05/16/23	06/11/27	1,246,098	1,250,000	474.00	1,487.00	
D. A. Davidson & Co	Federal Home Loan Bank	USB	4.22%	06/14/23	06/11/27	996,440	1,000,000	445.00	1,458.00	
RBC Capital Markets	US Treasury Note	USB	3.94%	09/23/22	06/30/27	1,455,234	1,500,000	709.00	1,741.00	
BNY Mellon Capital - State Bank of India	Certificate of Deposit	USB	3.56%	08/16/22	08/16/27	243,775	250,000	747.00	1,826.00	
BNY Mellon Capital - Capital One NA	Certificate of Deposit	USB	3.51%	08/17/22	08/17/27	243,775	250,000	746.00	1,826.00	
BNY Mellon Capital - Capital One NA	Certificate of Deposit	USB	3.51%	08/17/22	08/17/27	243,775	250,000	746.00	1,826.00	

**HILLIARD CITY SCHOOL DISTRICT  
INVESTMENT PORTFOLIO  
AS OF AUGUST 31, 2024**

Institution/Broker	Instrument	Holder	Stated Rate	Settlement Date	Maturity Date	Purchase Price	Par	Days held	Days to Maturity	Call Feature
Stifel - 3rd Savings & Loan Cleveland	Certificate of Deposit	USB	3.40%	08/19/22	08/19/27	243,898	250,000	744.00	1,826.00	
KeyBanc Capital Markets	Federal Farm Credit Bank	USB	3.94%	09/26/22	09/15/27	1,462,140	1,500,000	706.00	1,815.00	
Stonex	Agency Bond	USB	4.83%	10/02/23	10/15/27	1,449,645	1,500,000	335.00	1,474.00	
BMO Capital Markets	US Treasury Note	USB	3.81%	12/06/22	10/31/27	1,520,918	1,500,000	635.00	1,790.00	
BMO Capital Markets	US Treasury Bond	USB	3.82%	12/06/22	11/15/27	1,394,766	1,500,000	635.00	1,805.00	
Loop Capital Markets	Federal Farm Credit Bank	USB	3.80%	12/07/22	12/07/27	1,995,400	2,000,000	634.00	1,826.00	
Stifel	US Treasury Note	USB	3.84%	02/08/23	01/31/28	1,969,766	2,000,000	571.00	1,818.00	
<b>Total Portfolio</b>						<b>185,841,393</b>	187,615,553	798.51	1,353.80	

	Total	%
Bank Accounts	\$ 17,007,830	9.15%
Certificates of Deposit	\$ 1,718,048	0.92%
Commercial Paper	\$ 7,384,890	3.97%
Agencies	\$ 47,428,725	25.52%
Treasuries	\$ 39,684,178	21.35%
StarOhio	\$ 72,617,723	39.08%
<b>Total Portfolio</b>	<b>\$ 185,841,393</b>	100.00%

Monthly Interest	\$ 591,763
Total Interest Year To Date	\$ 963,789
Weighted Avg Yld to Maturity	3.87%
Weighted Average Maturity	304.15 Days



SELECTION CRITERIA: transact.yr='25' and transact.period='2' and transact.gl\_cash='A10100'

FUND/SCC - 0010000 - GENERAL FUND

CASH ACCT	CHECK NUMBER	DATE ISSUED	DATE CLEARED	VENDOR	CLEARED	OUTSTANDING
A10100	6383	08/15/2024		00001278 W.W. GRAINGER		307.98
A10100	6384	08/15/2024		00003010 CAPITOL CITY GLASS & SCRE		1,341.50
A10100	6386	08/15/2024		00003911 FERGUSON ENTERPRISES LLC		347.40
A10100	6389	08/15/2024		00005038 SHERWIN WILLIAMS CO.		147.14
A10100	6390	08/15/2024	08/20/2024	00005619 TRANE PARTS & SUPPLY	360.96	
A10100	6391	08/15/2024	08/19/2024	00005630 GLOCKNER OIL COMPANY	149.55	
A10100	6393	08/15/2024	08/20/2024	00006037 W.W. WILLIAMS	193.40	
A10100	6394	08/15/2024		00006208 ASCD		105.00
A10100	6397	08/15/2024	08/20/2024	00007269 OHIO BUREAU OF CRIMINAL I	4,161.50	
A10100	6399	08/15/2024	08/21/2024	00008102 LOWE'S COMPANIES	2,449.44	
A10100	6402	08/15/2024	08/29/2024	00009268 TREAS STATE OF OHIO ELEV	431.50	
A10100	6404	08/15/2024	08/29/2024	00009867 TREA. STATE OF OHIO BOI	68.25	
A10100	6405	08/15/2024		00010318 THE PIONEER MFG CO		14,467.80
A10100	6407	08/15/2024		00011539 AMERICAN TIME & SIGNAL CO		2,634.31
A10100	6411	08/15/2024		00015901 COSI		3,063.78
A10100	6414	08/15/2024		00017522 SKINNER DIESEL SERVICE		313.69
A10100	6416	08/15/2024	08/20/2024	00019056 WORKHEALTH	2,992.00	
A10100	6417	08/15/2024		00020409 CARMEN'S DISTRIBUTION SYS		545.65
A10100	6418	08/15/2024		00020747 JOSTENS		31.92
A10100	6420	08/15/2024		00022144 RETTIG MUSIC INC.		1,648.45
A10100	6422	08/15/2024		00023915 ROJEN COMPANY		142.70
A10100	6425	08/15/2024		00024676 FOLLETT SCHOOL SOLUTIONS,		364.27
A10100	6428	08/15/2024		00025024 INSTITUTE FOR MULTI-SENSO		400.00
A10100	6431	08/15/2024	08/20/2024	00026252 COTTERMAN & COMPANY, INC.	111,204.00	
A10100	6443	08/15/2024	08/21/2024	00027546 CINTAS CORP NO 2	213.67	
A10100	6444	08/15/2024	08/20/2024	00027580 MUSKINGUM VALLEY ESC	340.00	
A10100	6445	08/15/2024	08/22/2024	00027652 RUMPKE OF OHIO, INC.	15,233.70	
A10100	6447	08/15/2024	08/20/2024	00027670 E.A. GRAPHICS	3,340.00	
A10100	6449	08/15/2024	08/19/2024	00027903 MAKING HISTORY CONSULTING	5,000.00	
A10100	6451	08/15/2024	08/28/2024	00028042 KALEIDOSCOPE LEARNING INC	21,400.00	
A10100	6454	08/15/2024	08/28/2024	00028236 OMTech	3,699.99	
A10100	6455	08/15/2024	08/21/2024	00028317 CODECOMBAT INC	2,900.00	
A10100	6456	08/15/2024	08/22/2024	00028319 COLUMBUS ARENA MANAGEMENT	1,981.92	
A10100	6457	08/15/2024	08/21/2024	RF212410 DIAMOND GRAHAM	120.00	
A10100	6458	08/15/2024	08/19/2024	RF212566 ANDREA GRUNDEI	35.83	
A10100	6459	08/15/2024	08/27/2024	RF212567 LINDSEY MODLICH	120.00	
A10100	6460	08/15/2024	08/22/2024	RF212568 ANDREA RAMOS	100.00	
A10100	6461	08/15/2024	08/19/2024	RF212569 ERICA DUNN	91.00	
A10100	6462	08/15/2024	08/19/2024	RF212570 KELSEY EARL	150.00	
A10100	6463	08/15/2024		RF212571 TIM TRAMELL		129.00
A10100	V6353	08/05/2024	08/05/2024	00999124 NATIONAL BENEFIT SERVICES	1,934.10	
A10100	V6354	08/05/2024	08/05/2024	00999134 CVS/CAREMARK	231,334.32	
A10100	V6355	08/05/2024	08/05/2024	00999135 MERITAIN HEALTH	679,718.80	
A10100	V6356	08/05/2024	08/05/2024	00999141 PROCARE SOFTWARE - TUITIO	316.36	
A10100	V6357	08/06/2024	08/06/2024	00999118 ESC OF CENTRAL OHIO	4,086.22	
A10100	V6358	08/06/2024	08/06/2024	00999100 DELTA DENTAL	109,042.96	
A10100	V6359	08/06/2024	08/06/2024	00999109 BANK OF AMERICA	180.41	
A10100	V6360	08/06/2024	08/06/2024	00999140 OHIO BUREAU OF WORKERS CO	10,035.22	
A10100	V6361	08/08/2024	08/08/2024	00999103 COLUMBUS CITY TREASURER	9,280.07	
A10100	V6362	08/09/2024	08/09/2024	00999134 CVS/CAREMARK	186,091.06	
A10100	V6363	08/15/2024	08/15/2024	PY588 SERS OF OHIO	127.15	
A10100	V6378	08/14/2024	08/14/2024	00999100 DELTA DENTAL	50,713.46	
A10100	V6379	08/14/2024	08/14/2024	00999106 AEP	49,557.52	
A10100	V6380	08/14/2024	08/14/2024	00999135 MERITAIN HEALTH	687,852.21	

POWERSCHOOL LLC  
 DATE: 09/03/2024  
 TIME: 13:10:36

HILLIARD CITY SCHOOL DISTRICT  
 OUTSTANDING CHECKS

PAGE NUMBER: 2  
 ACCTPA21  
 ACCOUNTING PERIOD: 3/25

SELECTION CRITERIA: transact.yr='25' and transact.period='2' and transact.gl\_cash='A10100'

FUND/SCC - 0010000 - GENERAL FUND

CASH ACCT	CHECK NUMBER	DATE ISSUED	DATE CLEARED	VENDOR	CLEARED	OUTSTANDING
A10100	V6381	08/14/2024	08/14/2024	00999110 AMERITAS GROUP	25,451.96	
A10100	V6382	08/15/2024	08/15/2024	00999106 AEP	7,375.07	
A10100	V6385	08/15/2024	08/15/2024	00003027 LOEB ELECTRIC	961.76	
A10100	V6387	08/15/2024	08/15/2024	00004266 COLUMBUS TEMP CONTROL	468.73	
A10100	V6388	08/15/2024	08/15/2024	00004457 PICKAWAY COUNTY ESC	150.00	
A10100	V6392	08/15/2024	08/15/2024	00005653 INTERIOR SUPPLY	659.01	
A10100	V6395	08/15/2024	08/15/2024	00006386 APPLE INC.	8,333.02	
A10100	V6396	08/15/2024	08/15/2024	00006978 CARDINAL BUS SALES & SERV	137.50	
A10100	V6398	08/15/2024	08/15/2024	00007701 GINGWAY PRODUCTS INC.	12.44	
A10100	V6400	08/15/2024	08/15/2024	00009150 ESC OF CENTRAL OHIO	510.00	
A10100	V6401	08/15/2024	08/15/2024	00009226 JOHNSTONE SUPPLY	491.32	
A10100	V6403	08/15/2024	08/15/2024	00009301 THE BUCKEYE RANCH	44,503.52	
A10100	V6406	08/15/2024	08/15/2024	00011116 SCHOOL SPECIALTY LLC	1,384.88	
A10100	V6408	08/15/2024	08/15/2024	00014233 CDW-G	9,629.54	
A10100	V6409	08/15/2024	08/15/2024	00015673 HEALTHCARE PROCESS CONSUL	11,000.00	
A10100	V6410	08/15/2024	08/15/2024	00015695 LEVITATE PLUS FLOORING SY	18,430.00	
A10100	V6412	08/15/2024	08/15/2024	00016337 SCHOLASTIC CLASSROOM MAGA	2,240.26	
A10100	V6413	08/15/2024	08/15/2024	00016567 FRIENDSOFFICE	157.87	
A10100	V6415	08/15/2024	08/15/2024	00017570 GENESIS BUILDING SYSTEMS	405.00	
A10100	V6419	08/15/2024	08/15/2024	00020816 BCI	2,900.00	
A10100	V6421	08/15/2024	08/15/2024	00023825 ALLIED SOURCES	240.00	
A10100	V6423	08/15/2024	08/15/2024	00024177 FAMILIES FOR A CURE	300.00	
A10100	V6424	08/15/2024	08/15/2024	00024262 RUSH TRUCK CENTERS OF OHI	243.60	
A10100	V6426	08/15/2024	08/15/2024	00024950 E & H ACE HARDWARE GROUP	199.63	
A10100	V6427	08/15/2024	08/15/2024	00025000 R.E.M. COMMUNICATIONS INC	70,275.52	
A10100	V6429	08/15/2024	08/15/2024	00025361 TRANSFINDER CORPORATION	24,380.00	
A10100	V6430	08/15/2024	08/15/2024	00025517 GREAT MINDS PBC	11,934.55	
A10100	V6432	08/15/2024	08/15/2024	00026356 MAYNE TRANSPORTATION	25,824.25	
A10100	V6433	08/15/2024	08/15/2024	00026441 AG-PRO OHIO LLC	36.36	
A10100	V6434	08/15/2024	08/15/2024	00026865 RD HOLDER OIL CO. INC.	2,670.74	
A10100	V6435	08/15/2024	08/15/2024	00027105 HOMETOWN URGENT CARE	125.00	
A10100	V6436	08/15/2024	08/15/2024	00027119 CROWN CASTLE FIBER LLC	23,078.07	
A10100	V6437	08/15/2024	08/15/2024	00027136 HOUGHTON MIFFLIN HARCOURT	5,709.91	
A10100	V6438	08/15/2024	08/15/2024	00027173 95 PERCENT GROUP INC.	57,284.40	
A10100	V6439	08/15/2024	08/15/2024	00027256 RAIN ONE INC	197.92	
A10100	V6440	08/15/2024	08/15/2024	00027353 GIPPER MEDIA, INC.	1,500.00	
A10100	V6441	08/15/2024	08/15/2024	00027355 WAMPLER TOOLS	228.00	
A10100	V6442	08/15/2024	08/15/2024	00027459 HERSH PACKING & RUBBER CO	96.50	
A10100	V6446	08/15/2024	08/15/2024	00027657 BRIDGEWAY THERAPY CENTER	6,937.50	
A10100	V6448	08/15/2024	08/15/2024	00027788 CREW SC STADIUM COMPANY L	4,392.00	
A10100	V6450	08/15/2024	08/15/2024	00028018 CRUM AND PARSONS EXCAVATI	34,600.00	
A10100	V6452	08/15/2024	08/15/2024	00028092 BSN SPORTS LLC	216.00	
A10100	V6453	08/15/2024	08/15/2024	00028176 UBERDATA NETWORKS LLC	2,700.00	
A10100	V6464	08/16/2024	08/16/2024	00999106 AEP	53.39	
A10100	V6466	08/16/2024	08/16/2024	00999107 DIRECT ENERGY	4,558.59	
A10100	V6467	08/16/2024	08/16/2024	00999135 MERITAIN HEALTH	389,410.20	
A10100	V6468	08/20/2024	08/20/2024	00999100 DELTA DENTAL	58,528.88	
A10100	V6469	08/20/2024	08/20/2024	00999103 COLUMBUS CITY TREASURER	3,514.49	
A10100	V6470	08/20/2024	08/20/2024	00999106 AEP	36,086.41	
A10100	V6471	08/20/2024	08/20/2024	00999134 CVS/CAREMARK	267,449.57	
A10100	V6472	08/20/2024	08/20/2024	00999135 MERITAIN HEALTH	1,120,745.46	
A10100	V6473	08/21/2024	08/21/2024	00999118 ESC OF CENTRAL OHIO	7,113.26	
A10100	V6474	08/21/2024	08/21/2024	00999103 COLUMBUS CITY TREASURER	30,130.46	
A10100	V6475	08/21/2024	08/21/2024	00999106 AEP	14,499.66	

SELECTION CRITERIA: transact.yr='25' and transact.period='2' and transact.gl\_cash='A10100'

FUND/SCC - 0010000 - GENERAL FUND

CASH ACCT	CHECK NUMBER	DATE ISSUED	DATE CLEARED	VENDOR	CLEARED	OUTSTANDING
A10100	V6476	08/21/2024	08/21/2024	00999996 MEMO CHECK	5,242.96	
A10100	V6477	08/22/2024	08/22/2024	00999106 AEP	44,174.90	
A10100	V6478	08/22/2024	08/22/2024	00999996 MEMO CHECK	23,987.20	
A10100	V6508	08/23/2024	08/23/2024	00999103 COLUMBUS CITY TREASURER	2,814.09	
A10100	V6509	08/23/2024	08/23/2024	00999106 AEP	538.19	
A10100	V6511	08/23/2024	08/23/2024	99905148 COLUMBIA GAS OF OHIO INC.	5,725.26	
A10100	V6518	08/23/2024	08/23/2024	00015000 PNC BANK	44,778.55	
A10100	V6519	08/26/2024	08/26/2024	00999120 CENTURYLINK	.37	
A10100	V6520	08/26/2024	08/26/2024	00999134 CVS/CAREMARK	179,502.67	
A10100	V6521	08/26/2024	08/26/2024	00999135 MERITAIN HEALTH	555,183.13	
A10100	V6522	08/27/2024	08/27/2024	00999034 U.S. BANK N.A.	612.75	
A10100	V6523	08/27/2024	08/27/2024	9997628 MEEDER PUBLIC FUNDS INC	3,219.90	
A10100	V6524	08/28/2024	08/28/2024	00999106 AEP	7,088.42	
A10100	V6525	08/29/2024	08/29/2024	00999996 MEMO CHECK	180.35	
A10100	V6526	08/30/2024	08/30/2024	00999124 NATIONAL BENEFIT SERVICES	79,408.02	
A10100	V6527	08/30/2024	08/30/2024	00999134 CVS/CAREMARK	2,974.43	
A10100	V6528	08/31/2024	08/31/2024	00999112 MY PAYMENTS PLUS	8,876.31	
A10100	V6529	08/31/2024	08/31/2024	00999117 SEDGWICK CLAIMS MANAGEMEN	3,583.45	
A10100	V6530	08/31/2024	08/31/2024	00999027 HUNTINGTON BANK	166.29	
A10100	216403	08/02/2024	08/02/2024	00028169 ELIZABETH CULP	1,000.00	
A10100	216404	08/02/2024	08/07/2024	00000415 WESTWATER SUPPLY CORP	195.97	
A10100	216405	08/02/2024		00001278 W.W. GRAINGER		549.46
A10100	216408	08/02/2024		00003833 WEST MUSIC COMPANY INC		399.99
A10100	216409	08/02/2024	08/07/2024	00003911 FERGUSON ENTERPRISES LLC	457.56	
A10100	216412	08/02/2024		00005038 SHERWIN WILLIAMS CO.		236.61
A10100	216414	08/02/2024	08/09/2024	00005630 GLOCKNER OIL COMPANY	1,351.80	
A10100	216415	08/02/2024	08/07/2024	00006208 ASCD	275.00	
A10100	216417	08/02/2024	08/09/2024	00006854 THORN APPLE C.C.	750.00	
A10100	216420	08/02/2024	08/07/2024	00009711 SCHOOL HEALTH CORPORATION	9,956.48	
A10100	216421	08/02/2024	08/07/2024	00010756 BRIAN W. BARNES & CO. IN	3,950.00	
A10100	216422	08/02/2024		00011309 FLYERS PIZZA AND SUBS		518.28
A10100	216426	08/02/2024		00014678 OCC MIDDLE SCHOOL ATHLETI		175.00
A10100	216427	08/02/2024	08/07/2024	00017522 SKINNER DIESEL SERVICE	1,377.69	
A10100	216428	08/02/2024	08/07/2024	00018385 COLUMBUS FLEET INDUSTRIAL	14.38	
A10100	216430	08/02/2024	08/09/2024	00019946 HYLANT ADMINISTRATIVE SER	777,130.00	
A10100	216431	08/02/2024	08/07/2024	00020032 LUCID DATA CORPORATION	4,482.00	
A10100	216432	08/02/2024	08/07/2024	00022124 LEARNING A-Z, LLC	5,205.60	
A10100	216435	08/02/2024	08/12/2024	00023634 JOHN R GREEN COMPANY	159.85	
A10100	216439	08/02/2024	08/08/2024	00024239 BRIAR PATCH RANCH FOR KID	7,000.00	
A10100	216441	08/02/2024		00024394 IXL LEARNING		9,525.00
A10100	216444	08/02/2024		00024676 FOLLETT SCHOOL SOLUTIONS,		36,689.76
A10100	216445	08/02/2024		00025024 INSTITUTE FOR MULTI-SENSO		200.00
A10100	216449	08/02/2024	08/07/2024	00025448 SITEONE LANDSCAPE SUPPLY	511.88	
A10100	216450	08/02/2024	08/16/2024	00025761 ALBERT SPORTING GOODS	1,259.99	
A10100	216452	08/02/2024		00025913 PLUMBING & DRAIN PROFESSI		19,674.00
A10100	216453	08/02/2024	08/13/2024	00026108 UPPER ARLINGTON CITY SCHO	400.00	
A10100	216456	08/02/2024	08/07/2024	00026588 GFL ENVIRONMENTAL SERVICE	87.47	
A10100	216457	08/02/2024	08/16/2024	00026664 PORTA PHONE CO., INC	899.00	
A10100	216461	08/02/2024		00027174 KINCAIDS IS MUSIC		227.00
A10100	216463	08/02/2024	08/07/2024	00027392 BEST PLUMBING SPECIALTIES	286.74	
A10100	216464	08/02/2024	08/12/2024	00027630 SOCCER VILLAGE, INC.	2,425.89	
A10100	216465	08/02/2024	08/09/2024	00027670 E.A. GRAPHICS	1,183.85	
A10100	216466	08/02/2024	08/19/2024	00027717 THE CERAMIC SHOP LLC	2,944.00	
A10100	216469	08/02/2024	08/08/2024	00027920 J L DIMEL LLC	200.61	

POWERSCHOOL LLC  
 DATE: 09/03/2024  
 TIME: 13:10:36

HILLIARD CITY SCHOOL DISTRICT  
 OUTSTANDING CHECKS

PAGE NUMBER: 4  
 ACCTPA21  
 ACCOUNTING PERIOD: 3/25

SELECTION CRITERIA: transact.yr='25' and transact.period='2' and transact.gl\_cash='A10100'

FUND/SCC - 0010000 - GENERAL FUND

CASH ACCT	CHECK NUMBER	DATE ISSUED	DATE CLEARED	VENDOR	CLEARED	OUTSTANDING
A10100	216473	08/02/2024	08/07/2024	00028079 BOWDEN FENCE CO LLC	7,464.00	
A10100	216475	08/02/2024	08/20/2024	00028121 SNAP! MOBILE INC	4,000.00	
A10100	216478	08/02/2024	08/08/2024	00028242 OCLC INC	5,130.33	
A10100	216479	08/02/2024		00028279 TRUSTEES OF THE UNIVERSIT		50.00
A10100	216480	08/02/2024	08/13/2024	00028315 MYHOMEWORK	2,475.00	
A10100	216481	08/02/2024	08/20/2024	00028321 MEMBEAN INC	3,391.25	
A10100	216482	08/02/2024	08/09/2024	00028338 ASPEN CARPET CLEANING LLC	111.46	
A10100	216483	08/05/2024	08/15/2024	RF211027 DANIEL STONE	11.25	
A10100	216484	08/07/2024	08/20/2024	00027333 MATT MIDDLETON - PETTY CA	400.00	
A10100	216485	08/08/2024	08/12/2024	00027974 MEHROSH NASEEM	1,192.86	
A10100	216486	08/08/2024	08/16/2024	00028041 CAROL GALLIGHER	596.43	
A10100	216488	08/08/2024	08/22/2024	00028345 DANIELLE DENNISON	596.43	
A10100	216489	08/08/2024	08/19/2024	00028346 BRITTANY POAST	596.43	
A10100	216490	08/08/2024		00000099 DELILLE OXYGEN CO.		52.00
A10100	216491	08/08/2024		00000369 TRANSPORTATION ACCESSORIE		1,231.10
A10100	216494	08/08/2024	08/12/2024	00002030 OASSA	295.00	
A10100	216496	08/08/2024		00003833 WEST MUSIC COMPANY INC		2,523.59
A10100	216497	08/08/2024		00003911 FERGUSON ENTERPRISES LLC		107.86
A10100	216502	08/08/2024		00010394 CUMMINS INTERSTATE POWER		770.00
A10100	216503	08/08/2024		00010745 SOUTHWEST BINDING & LAMIN		1,795.00
A10100	216505	08/08/2024		00011309 FLYERS PIZZA AND SUBS		748.06
A10100	216507	08/08/2024	08/19/2024	00011513 ABLE PRINTING COMPANY	1,809.91	
A10100	216510	08/08/2024	08/14/2024	00013140 PICKERINGTON CENTRAL HS	275.00	
A10100	216512	08/08/2024	08/13/2024	00013169 OHSBCA COACHES ASSOCIATIO	275.00	
A10100	216513	08/08/2024	08/29/2024	00013272 LANCASTER HIGH SCHOOL	275.00	
A10100	216514	08/08/2024	08/21/2024	00013368 THOMAS WORTHINGTON HIGH S	250.00	
A10100	216515	08/08/2024		00013711 TTG		43,200.00
A10100	216517	08/08/2024	08/16/2024	00015259 OSBA	200.00	
A10100	216518	08/08/2024	08/15/2024	00015348 PANERA BREAD	89.95	
A10100	216520	08/08/2024	08/22/2024	00017071 MARYSVILLE HIGH SCHOOL	300.00	
A10100	216521	08/08/2024		00017522 SKINNER DIESEL SERVICE		4,199.95
A10100	216522	08/08/2024	08/14/2024	00019203 OLENTANGY HIGH SCHOOL	225.00	
A10100	216524	08/08/2024	08/22/2024	00019946 HYLANT ADMINISTRATIVE SER	2,500.00	
A10100	216525	08/08/2024	08/15/2024	00021752 ELITE FIRE SERVICES	31,540.00	
A10100	216528	08/08/2024		00023552 HENRY SCHEIN INC.		5,390.24
A10100	216530	08/08/2024	08/27/2024	00024162 CENTRAL DISTRICT GIRLS GO	400.00	
A10100	216535	08/08/2024	08/14/2024	00024597 ROYAL DOCUMENT DESTRUCTIO	283.00	
A10100	216543	08/08/2024		00026619 RECYCLED SYSTEMS FURNITUR		18,025.00
A10100	216551	08/08/2024		00027392 BEST PLUMBING SPECIALTIES		450.20
A10100	216552	08/08/2024	08/15/2024	00027546 CINTAS CORP NO 2	484.09	
A10100	216553	08/08/2024	08/12/2024	00027580 MUSKINGUM VALLEY ESC	250.00	
A10100	216554	08/08/2024	08/16/2024	00027749 TRUCKPRO, LLC	368.33	
A10100	216556	08/08/2024	08/14/2024	00027989 READY FIELD SOLUTIONS LLC	4,830.00	
A10100	216557	08/08/2024	08/21/2024	00027993 A WISH COME TRUE	3,130.00	
A10100	216558	08/08/2024		00028038 THE DAILY REPORTER INC.		50.00
A10100	216560	08/08/2024		00028216 UNIVERSAL LACROSSE COMPAN		170.00
A10100	216564	08/08/2024	08/20/2024	RF212565 LYDIA NORDHOFF	120.00	
A10100	216565	08/08/2024	08/08/2024	00028297 BRYAN HAMILTON	1,789.29	
A10100	216570	08/13/2024	08/15/2024	00024133 LISA WILEY - PETTY CASH	5,000.00	
A10100	216571	08/16/2024	08/16/2024	00025244 ANGIE SCHUMACHER	1,192.86	
A10100	216572	08/16/2024	08/19/2024	00024852 NATE BOBEK - PETTY CASH	5,000.00	
A10100	216573	08/20/2024	08/21/2024	00028305 LISA MURPHY	596.43	
A10100	216574	08/20/2024	08/22/2024	00024853 CHRIS LUDBAN - PETTY CASH	2,000.00	
A10100	216575	08/22/2024		00000274 LOFT VIOLIN SHOP		1,712.50

SELECTION CRITERIA: transact.yr='25' and transact.period='2' and transact.gl\_cash='A10100'

FUND/SCC - 0010000 - GENERAL FUND

CASH ACCT	CHECK NUMBER	DATE ISSUED	DATE CLEARED	VENDOR	CLEARED	OUTSTANDING
A10100	216576	08/22/2024		00000369 TRANSPORTATION ACCESSORIE		235.20
A10100	216577	08/22/2024		00000383 STANTON'S SHEET MUSIC		4,027.63
A10100	216579	08/22/2024		00001278 W.W. GRAINGER		247.95
A10100	216584	08/22/2024		00003407 LAKESHORE LEARNING MATERI		321.91
A10100	216586	08/22/2024	08/30/2024	00004828 VIRCO MFG CORP.	2,346.80	
A10100	216588	08/22/2024	08/29/2024	00005619 TRANE PARTS & SUPPLY	2,331.00	
A10100	216590	08/22/2024		00006208 ASCD		275.00
A10100	216596	08/22/2024		00008363 PROGRESS SUPPLY CO.		2,757.86
A10100	216601	08/22/2024		00009402 MF ATHLETIC CO INC.		8,985.00
A10100	216602	08/22/2024		00010033 OAESA		295.00
A10100	216603	08/22/2024	08/29/2024	00010128 SAMUEL D. KOON & ASSOCIAT	3,500.00	
A10100	216606	08/22/2024		00010974 RENT A JOHN		200.00
A10100	216608	08/22/2024	08/26/2024	00011167 SCHOOL DATEBOOK	338.10	
A10100	216609	08/22/2024		00011539 AMERICAN TIME & SIGNAL CO		1,996.44
A10100	216612	08/22/2024	08/28/2024	00012343 MOUNT VERNON HIGH SCHOOL	220.00	
A10100	216616	08/22/2024	08/28/2024	00014510 WORTHINGTON CHRISTIAN HS	250.00	
A10100	216617	08/22/2024		00014666 B & C COMMUNICATIONS		3,803.18
A10100	216618	08/22/2024		00014678 OCC MIDDLE SCHOOL ATHLETI		175.00
A10100	216620	08/22/2024	08/30/2024	00015259 OSBA	1,750.00	
A10100	216621	08/22/2024		00015477 ROCHESTER 100 INC.		870.00
A10100	216624	08/22/2024		00015923 STUDIES WEEKLY		2,502.00
A10100	216627	08/22/2024		00017522 SKINNER DIESEL SERVICE		513.80
A10100	216628	08/22/2024		00018996 DECKER EQUIPMENT		146.49
A10100	216632	08/22/2024		00020397 BOYDS HILLIARD TIRE & SER		853.96
A10100	216639	08/22/2024		00022144 RETTIG MUSIC INC.		425.46
A10100	216642	08/22/2024		00022308 SCHOOL OUTFITTERS LLC		2,361.88
A10100	216655	08/22/2024	08/28/2024	00023255 BEACHY BARNS LTD	4,360.00	
A10100	216672	08/22/2024		00024620 CULLIGAN OF MARYSVILLE		28.00
A10100	216673	08/22/2024	08/27/2024	00024651 OFFICE CITY EXPRESS	37,895.52	
A10100	216676	08/22/2024	08/26/2024	00024763 READY TO HAUL LLC	47,826.70	
A10100	216680	08/22/2024	08/26/2024	00024955 NAPA AUTO PARTS	413.62	
A10100	216683	08/22/2024	08/30/2024	00025127 THREE LEAF SOLUTIONS LLC	714.26	
A10100	216685	08/22/2024		00025448 SITEONE LANDSCAPE SUPPLY		214.36
A10100	216697	08/22/2024		00026280 KRISTINA BOPE		25.00
A10100	216711	08/22/2024	08/29/2024	00027112 PRUDENTRX, LLC	9,260.69	
A10100	216713	08/22/2024		00027174 KINCAIDS IS MUSIC		300.50
A10100	216714	08/22/2024	08/27/2024	00027202 614 UNLIMITED, LLC	684.00	
A10100	216715	08/22/2024	08/27/2024	00027238 CONCORD THEATRICALS CORP.	458.10	
A10100	216717	08/22/2024		00027294 PLATTENBURG & ASSOCIATES,		1,950.00
A10100	216724	08/22/2024		00027383 RIVERSIDE COMMUNITY CARE,		3,000.00
A10100	216728	08/22/2024	08/28/2024	00027546 CINTAS CORP NO 2	213.67	
A10100	216730	08/22/2024	08/29/2024	00027652 RUMPKE OF OHIO, INC.	15,233.70	
A10100	216734	08/22/2024	08/28/2024	00027749 TRUCKPRO, LLC	1,332.18	
A10100	216743	08/22/2024		00027898 BEXLEY CITY SCHOOL DISTRI		300.00
A10100	216749	08/22/2024	08/30/2024	00028005 BRICK HOUSE BLUE LLC	750.00	
A10100	216751	08/22/2024	08/27/2024	00028017 THIRTYSEVEN4 LLC	16,530.00	
A10100	216756	08/22/2024		00028154 NEW CHAPTERS EDUCATIONAL		2,800.00
A10100	216759	08/22/2024	08/28/2024	00028218 KING BUSINESS INTERIORS I	13,907.04	
A10100	216762	08/22/2024		00028341 ONE POINT PARTITIONS		2,451.00
A10100	216763	08/22/2024	08/27/2024	00028344 ARVINDER KAUR	596.43	
A10100	216764	08/22/2024	08/27/2024	00809837 COURTNEY BINNS	30.00	
A10100	216765	08/22/2024	08/26/2024	RF211877 HEATHER JOHNSON	48.25	
A10100	216766	08/22/2024	08/26/2024	RF211887 LIA MAZZARELLI	25.00	
A10100	216767	08/22/2024	08/26/2024	RF212572 AMY JONES	120.00	



SELECTION CRITERIA: transact.yr='25' and transact.period='2' and transact.gl\_cash='A10100'

FUND/SCC - 0010000 - GENERAL FUND

CASH ACCT	CHECK NUMBER	DATE ISSUED	DATE CLEARED	VENDOR	CLEARED	OUTSTANDING
A10100	216768	08/22/2024	08/29/2024	RF212573 BRENDA BREWER	30.00	
A10100	216769	08/22/2024	08/27/2024	RF212574 CHAD GREEN	30.00	
A10100	216770	08/22/2024	08/28/2024	RF212575 ELLEN HOMAN	108.00	
A10100	216771	08/22/2024	08/27/2024	RF212576 JANNELLE HEJDUK	97.00	
A10100	216772	08/22/2024		RF212577 MANDY RICHARDS		34.50
A10100	216773	08/22/2024	08/26/2024	RF212578 BRIANNA SHAW	84.25	
A10100	216774	08/22/2024		RF212579 BRITTANY BRIGHT		199.75
A10100	216775	08/22/2024	08/26/2024	RF212580 AMBER APEL	25.00	
A10100	216776	08/22/2024	08/30/2024	RF212581 YOUVANE BOUGHANEM	120.00	
A10100	216791	08/27/2024		00013720 OHIO DEPT. OF AGRICULTURE		385.00
A10100	216792	08/29/2024		00000103 DEMCO INC.		482.66
A10100	216793	08/29/2024		00000369 TRANSPORTATION ACCESSORIE		82.26
A10100	216794	08/29/2024		00000383 STANTON'S SHEET MUSIC		485.79
A10100	216795	08/29/2024		00000427 ZANER BLOSER INC		2,617.34
A10100	216796	08/29/2024		00001278 W.W. GRAINGER		1,027.18
A10100	216798	08/29/2024		00002030 OASSA		590.00
A10100	216800	08/29/2024		00003628 COMMERCIAL PARTS & SERV O		74.80
A10100	216803	08/29/2024		00004711 FOLLETT CONTENT SOLUTIONS		3,483.60
A10100	216808	08/29/2024		00006915 VARSITY SPIRIT FASHIONS		6,213.50
A10100	216811	08/29/2024		00008131 ALLIANCE FOR HIGH QUALITY		200.00
A10100	216812	08/29/2024		00008487 PELLA WINDOW & DOOR CO.		4,095.51
A10100	216815	08/29/2024		00009807 APPLIED INDUSTRIAL TECHNO		49.88
A10100	216818	08/29/2024		00010394 CUMMINS INTERSTATE POWER		1,241.17
A10100	216822	08/29/2024		00013140 PICKERINGTON CENTRAL HS		275.00
A10100	216823	08/29/2024		00013169 OHSBCA COACHES ASSOCIATIO		125.00
A10100	216824	08/29/2024		00013272 LANCASTER HIGH SCHOOL		250.00
A10100	216825	08/29/2024		00013989 ENCORE TROPHIES		585.15
A10100	216826	08/29/2024		00014666 B & C COMMUNICATIONS		140.00
A10100	216829	08/29/2024		00018346 WESTERVILLE NORTH ATHLETI		325.00
A10100	216831	08/29/2024		00019576 BIG WALNUT LOCAL SCHOOLS		250.00
A10100	216832	08/29/2024		00020021 GRANVILLE HIGH SCHOOL		300.00
A10100	216833	08/29/2024		00020409 CARMEN'S DISTRIBUTION SYS		8,800.94
A10100	216835	08/29/2024		00021504 SUNBELT RENTALS INC.		23.40
A10100	216836	08/29/2024		00021691 J.W. PEPPER & SON, INC.		26.99
A10100	216837	08/29/2024		00021752 ELITE FIRE SERVICES		9,990.00
A10100	216841	08/29/2024		00022969 HEALY AWARDS INC.		910.09
A10100	216847	08/29/2024		00025390 NADEEM MOMIN		68.80
A10100	216850	08/29/2024		00025761 ALBERT SPORTING GOODS		435.20
A10100	216851	08/29/2024		00025913 PLUMBING & DRAIN PROFESSI		10,762.00
A10100	216854	08/29/2024		00026328 MICHIGAN STATE UNIVERSITY		300.00
A10100	216855	08/29/2024		00026488 INDUSTRIAL COMMUNICATION		1,262.08
A10100	216857	08/29/2024		00026731 OLENTANGY ORANGE ATHLETIC		325.00
A10100	216858	08/29/2024		00026736 REACH EDUCATIONAL SERVICE		10,080.00
A10100	216859	08/29/2024		00026759 BIO CORPORATION		1,213.75
A10100	216862	08/29/2024		00027174 KINCAIDS IS MUSIC		118.00
A10100	216863	08/29/2024		00027238 CONCORD THEATRICALS CORP.		330.00
A10100	216866	08/29/2024		00027392 BEST PLUMBING SPECIALTIES		686.82
A10100	216868	08/29/2024		00027502 GAME ONE		7,416.60
A10100	216869	08/29/2024		00027546 CINTAS CORP NO 2		213.67
A10100	216870	08/29/2024		00027652 RUMPKE OF OHIO, INC.		1,920.00
A10100	216872	08/29/2024		00027670 E.A. GRAPHICS		1,689.61
A10100	216879	08/29/2024		00028023 JEFF WOODWARD TRAINING LL		1,190.00
A10100	216882	08/29/2024		00028218 KING BUSINESS INTERIORS I		66,231.50
A10100	216883	08/29/2024		00028343 BUCKEYE COACH LLC		1,800.00

SELECTION CRITERIA: transact.yr='25' and transact.period='2' and transact.gl\_cash='A10100'

FUND/SCC - 0010000 - GENERAL FUND

CASH ACCT	CHECK NUMBER	DATE ISSUED	DATE CLEARED	VENDOR	CLEARED	OUTSTANDING
A10100	216885	08/29/2024		00028351 PINE-RICHLAND SCHOOL DIST		1,000.00
A10100	216886	08/29/2024		00028363 SHARON MCKINNEY		596.43
A10100	216887	08/29/2024		RF201198 MEREDITH MINOGUE		21.95
A10100	216888	08/29/2024		RF210814 BRANDI MESSERLY		596.43
A10100	216889	08/29/2024		RF212582 MASAMI KOBAYASHI		50.00
A10100	216890	08/29/2024		RF212583 ARGER ZEPEDA		120.00
A10100	216891	08/29/2024		RF212584 MADELEINE KRAUS		60.00
A10100	216892	08/29/2024		RF212585 ANDREA FORSYTHE		100.00
A10100	216893	08/29/2024		RF212586 VENITA YOUNG		80.00
A10100	216894	08/29/2024		RF212587 RACHEL SLONE		25.00
A10100	V216406	08/02/2024	08/02/2024	00003027 LOEB ELECTRIC	877.73	
A10100	V216407	08/02/2024	08/02/2024	00003385 SPA ASSOCIATES	1,593.00	
A10100	V216410	08/02/2024	08/02/2024	00004204 CENTURY EQUIPMENT CO.	9,039.95	
A10100	V216411	08/02/2024	08/02/2024	00004999 RIDDELL ALL AMERICAN	14,978.11	
A10100	V216413	08/02/2024	08/02/2024	00005065 FARNHAM EQUIPMENT CO.	26,590.00	
A10100	V216416	08/02/2024	08/02/2024	00006386 APPLE INC.	2,688.00	
A10100	V216418	08/02/2024	08/02/2024	00008064 SCOTT SCRIVEN LLP	13,645.00	
A10100	V216419	08/02/2024	08/02/2024	00008340 MCGRAW-HILL EDUCATION IN	559.95	
A10100	V216423	08/02/2024	08/02/2024	00011824 STAPLES BUSINESS ADVANTAG	47.72	
A10100	V216424	08/02/2024	08/02/2024	00014329 NCS PEARSON	50,611.20	
A10100	V216425	08/02/2024	08/02/2024	00014469 KIMBALL-MIDWEST	362.32	
A10100	V216429	08/02/2024	08/02/2024	00019827 NATHAN ANDREW BOBEK	336.61	
A10100	V216433	08/02/2024	08/02/2024	00022194 CHRISTOPHER M LUBBAN	926.74	
A10100	V216434	08/02/2024	08/02/2024	00023107 SHELLI D MILLER	110.62	
A10100	V216436	08/02/2024	08/02/2024	00023751 MODERN OFFICE METHODS	5,896.72	
A10100	V216437	08/02/2024	08/02/2024	00023834 GROVE CITY HIGH SCHOOL	250.00	
A10100	V216438	08/02/2024	08/02/2024	00023873 BRIDGEWAY ACADEMY	36,217.00	
A10100	V216440	08/02/2024	08/02/2024	00024262 RUSH TRUCK CENTERS OF OHI	331.36	
A10100	V216442	08/02/2024	08/02/2024	00024479 SEDGWICK CLAIMS MANAGEMEN	3,230.75	
A10100	V216443	08/02/2024	08/02/2024	00024528 TNT POWERWASH INC	588.60	
A10100	V216446	08/02/2024	08/02/2024	00025214 FACILITIES MANAGEMENT EXP	18,597.24	
A10100	V216447	08/02/2024	08/02/2024	00025216 CAPITAL DOOR SOLUTIONS I	18,414.00	
A10100	V216448	08/02/2024	08/02/2024	00025360 PROLINK HEALTHCARE LLC	1,060.18	
A10100	V216451	08/02/2024	08/02/2024	00025885 POWERSCHOOL GROUP LLC	121,488.29	
A10100	V216454	08/02/2024	08/02/2024	00026148 EMERGENT AUDIO VIDEO, LLC	59,432.00	
A10100	V216455	08/02/2024	08/02/2024	00026423 BEST ONE TIRE & SERVICE O	1,957.94	
A10100	V216458	08/02/2024	08/02/2024	00026808 WW NORTH AMERICA HOLDINGS	333.00	
A10100	V216459	08/02/2024	08/02/2024	00026865 RD HOLDER OIL CO. INC.	1,445.17	
A10100	V216460	08/02/2024	08/02/2024	00027004 VITAL RECORDS CONTROL	194.90	
A10100	V216462	08/02/2024	08/02/2024	00027244 TROY FILTERS	120.72	
A10100	V216467	08/02/2024	08/02/2024	00027826 COMPLETE BUS & SPECIALTY	143.98	
A10100	V216468	08/02/2024	08/02/2024	00027883 BRICKER GRAYDON LLP	4,453.00	
A10100	V216470	08/02/2024	08/02/2024	00028001 ACORN DISTRIBUTORS INC	1,880.91	
A10100	V216471	08/02/2024	08/02/2024	00028018 CRUM AND PARSONS EXCAVATI	22,600.00	
A10100	V216472	08/02/2024	08/02/2024	00028021 DURABLE PAINTING LLC	4,750.00	
A10100	V216474	08/02/2024	08/02/2024	00028092 BSN SPORTS LLC	3,051.97	
A10100	V216476	08/02/2024	08/02/2024	00028184 RESOURCE RECYCLING SYSTEM	4,375.00	
A10100	V216477	08/02/2024	08/02/2024	00028196 SURELINE MOWING & LANDSCA	4,920.00	
A10100	V216492	08/08/2024	08/08/2024	00001234 GORDON FLESCH CO	6.58	
A10100	V216493	08/08/2024	08/08/2024	00001539 COLUMBUS CLAY CO.	1,829.00	
A10100	V216495	08/08/2024	08/08/2024	00003027 LOEB ELECTRIC	1,910.57	
A10100	V216498	08/08/2024	08/08/2024	00006386 APPLE INC.	758.07	
A10100	V216499	08/08/2024	08/08/2024	00006978 CARDINAL BUS SALES & SERV	837.98	
A10100	V216500	08/08/2024	08/08/2024	00007256 THE OHIO CAPITAL CONFEREN	6,000.00	

SELECTION CRITERIA: transact.yr='25' and transact.period='2' and transact.gl\_cash='A10100'

FUND/SCC - 0010000 - GENERAL FUND

CASH ACCT	CHECK NUMBER	DATE ISSUED	DATE CLEARED	VENDOR	CLEARED	OUTSTANDING
A10100	V216501	08/08/2024	08/08/2024	00008340 MCGRAW-HILL EDUCATION IN	4,927.39	
A10100	V216504	08/08/2024	08/08/2024	00011101 HILLIARD FLORAL DESIGN	48.00	
A10100	V216506	08/08/2024	08/08/2024	00011450 AQUA SCIENCE	1,660.80	
A10100	V216508	08/08/2024	08/08/2024	00011527 TRISTAR TRANSPORTATION	7,131.10	
A10100	V216509	08/08/2024	08/08/2024	00011824 STAPLES BUSINESS ADVANTAG	69.88	
A10100	V216511	08/08/2024	08/08/2024	00013143 ARAMARK - LUNCHROOM SERVI	27,411.88	
A10100	V216516	08/08/2024	08/08/2024	00014883 SCHOOL PRIDE LIMITED	1,937.90	
A10100	V216519	08/08/2024	08/08/2024	00015484 RENAISSANCE LEARNING INC.	114,950.03	
A10100	V216523	08/08/2024	08/08/2024	00019213 PXP OHIO	180.00	
A10100	V216526	08/08/2024	08/08/2024	00022810 BERKSHIRE BOYS	5,000.00	
A10100	V216527	08/08/2024	08/08/2024	00023265 XTEK PARTNERS	19,344.00	
A10100	V216529	08/08/2024	08/08/2024	00023873 BRIDGEWAY ACADEMY	17,104.00	
A10100	V216532	08/08/2024	08/08/2024	00024167 SPIRIT SERVICES	1,875.01	
A10100	V216533	08/08/2024	08/08/2024	00024247 HUDL	13,000.00	
A10100	V216534	08/08/2024	08/08/2024	00024262 RUSH TRUCK CENTERS OF OHI	358.00	
A10100	V216536	08/08/2024	08/08/2024	00025270 K12 TECH REPAIRS COLUMBUS	7,680.00	
A10100	V216537	08/08/2024	08/08/2024	00025360 PROLINK HEALTHCARE LLC	1,106.00	
A10100	V216538	08/08/2024	08/08/2024	00025762 MELINDA BEVERLY COLBURN	100.77	
A10100	V216539	08/08/2024	08/08/2024	00025776 SNAP-ON BUSINESS SOLUTION	246.00	
A10100	V216541	08/08/2024	08/08/2024	00026307 PLUNKETT'S PEST CONTROL	1,825.00	
A10100	V216542	08/08/2024	08/08/2024	00026423 BEST ONE TIRE & SERVICE O	1,921.02	
A10100	V216544	08/08/2024	08/08/2024	00026765 SEON SYSTEM SALES INC.	7,434.00	
A10100	V216545	08/08/2024	08/08/2024	00026926 MIDWEST SPORTS PROFESSION	264.00	
A10100	V216546	08/08/2024	08/08/2024	00027004 VITAL RECORDS CONTROL	744.32	
A10100	V216547	08/08/2024	08/08/2024	00027163 ALL HOURS MECHANICAL LLC	7,067.41	
A10100	V216548	08/08/2024	08/08/2024	00027173 95 PERCENT GROUP INC.	40,613.00	
A10100	V216549	08/08/2024	08/08/2024	00027213 JENNIFER K. GEBHART	400.00	
A10100	V216550	08/08/2024	08/08/2024	00027224 MARATHON HEALTH, LLC	87,665.01	
A10100	V216555	08/08/2024	08/08/2024	00027927 CLAUDIA PATRICIA CALDERON	240.00	
A10100	V216559	08/08/2024	08/08/2024	00028149 INSPIRA FINANCIAL HEALTH,	206.05	
A10100	V216561	08/08/2024	08/08/2024	00028243 THE JF COMPANY	34,135.00	
A10100	V216562	08/08/2024	08/08/2024	00028247 ALAMAN BOOKSTORE	24,234.10	
A10100	V216563	08/08/2024	08/08/2024	00028278 HOTSY EQUIPMENT COMPANY	1,892.46	
A10100	V216578	08/22/2024	08/22/2024	00000762 HILLIARD LAWN AND GARDEN	12.99	
A10100	V216580	08/22/2024	08/22/2024	00001539 COLUMBUS CLAY CO.	1,456.45	
A10100	V216581	08/22/2024	08/22/2024	00002319 KROGER CO.	94.48	
A10100	V216582	08/22/2024	08/22/2024	00003027 LOEB ELECTRIC	303.26	
A10100	V216583	08/22/2024	08/22/2024	00003385 SPA ASSOCIATES	55.00	
A10100	V216585	08/22/2024	08/22/2024	00004457 PICKAWAY COUNTY ESC	150.00	
A10100	V216587	08/22/2024	08/22/2024	00005423 GOPHER SPORT	219.00	
A10100	V216589	08/22/2024	08/22/2024	00006066 GOLDEN BEAR LOCK & SAFE	6.50	
A10100	V216591	08/22/2024	08/22/2024	00006386 APPLE INC.	2,032.07	
A10100	V216592	08/22/2024	08/22/2024	00006839 FRAME & SPRING INC.	230.00	
A10100	V216593	08/22/2024	08/22/2024	00006978 CARDINAL BUS SALES & SERV	754.84	
A10100	V216594	08/22/2024	08/22/2024	00007256 THE OHIO CAPITAL CONFEREN	2,580.00	
A10100	V216595	08/22/2024	08/22/2024	00007929 MELINDA J MORDARSKI	50.00	
A10100	V216598	08/22/2024	08/22/2024	00008549 STERLING PAPER CO.	1,386.00	
A10100	V216599	08/22/2024	08/22/2024	00008742 SPORTS IMPORTS	275.00	
A10100	V216600	08/22/2024	08/22/2024	00009150 ESC OF CENTRAL OHIO	667.50	
A10100	V216604	08/22/2024	08/22/2024	00010280 POWELL PRINTS	98.85	
A10100	V216605	08/22/2024	08/22/2024	00010960 JOYCE ANN BRICKLEY	25.00	
A10100	V216607	08/22/2024	08/22/2024	00011116 SCHOOL SPECIALTY LLC	153.42	
A10100	V216610	08/22/2024	08/22/2024	00011824 STAPLES BUSINESS ADVANTAG	2,555.69	
A10100	V216611	08/22/2024	08/22/2024	00011998 HILLIARD AREA CHAMBER	40.00	

SELECTION CRITERIA: transact.yr='25' and transact.period='2' and transact.gl\_cash='A10100'

FUND/SCC - 0010000 - GENERAL FUND

CASH ACCT	CHECK NUMBER	DATE ISSUED	DATE CLEARED	VENDOR	CLEARED	OUTSTANDING
A10100	V216613	08/22/2024	08/22/2024	00013991 RICH BOETTNER	60.00	
A10100	V216614	08/22/2024	08/22/2024	00014233 CDW-G	15,750.00	
A10100	V216615	08/22/2024	08/22/2024	00014469 KIMBALL-MIDWEST	789.60	
A10100	V216619	08/22/2024	08/22/2024	00014949 CRAIG C VROOM	50.00	
A10100	V216622	08/22/2024	08/22/2024	00015695 LEVITATE PALKER FLOORING SY	25,337.33	
A10100	V216623	08/22/2024	08/22/2024	00015874 ROY R WALKER	60.00	
A10100	V216625	08/22/2024	08/22/2024	00016252 GREGORY S HENNES	25.00	
A10100	V216626	08/22/2024	08/22/2024	00017449 KAYLA RENEE PINNICK	50.00	
A10100	V216629	08/22/2024	08/22/2024	00019504 OFFICE DEPOT BUSINESS SOL	104.41	
A10100	V216630	08/22/2024	08/22/2024	00019827 NATHAN ANDREW BOBEK	25.00	
A10100	V216631	08/22/2024	08/22/2024	00020058 CORI A KINDL	60.00	
A10100	V216633	08/22/2024	08/22/2024	00020816 BCI	560.00	
A10100	V216634	08/22/2024	08/22/2024	00020875 TAG INC.	4,156.00	
A10100	V216635	08/22/2024	08/22/2024	00020928 WALT'S PAVEMENT MARKINGS	375.00	
A10100	V216636	08/22/2024	08/22/2024	00021816 ANITA KAHLE DALLUGE	25.00	
A10100	V216637	08/22/2024	08/22/2024	00021946 CATHY L REDDING	60.00	
A10100	V216638	08/22/2024	08/22/2024	00021949 DAVE HUSTON	60.00	
A10100	V216640	08/22/2024	08/22/2024	00022194 CHRISTOPHER M LUDBAN	25.00	
A10100	V216641	08/22/2024	08/22/2024	00022266 BUCKEYE BRASS & WINDS	675.00	
A10100	V216643	08/22/2024	08/22/2024	00022427 SCOTT M SNYDER	25.00	
A10100	V216644	08/22/2024	08/22/2024	00022487 T & L GRAPHICS	741.00	
A10100	V216645	08/22/2024	08/22/2024	00022580 FRED J. MILLER INC.	3,065.00	
A10100	V216646	08/22/2024	08/22/2024	00022589 MICHAEL P ABRAHAM	60.00	
A10100	V216647	08/22/2024	08/22/2024	00022594 MICHAEL P MCDONOUGH	60.00	
A10100	V216648	08/22/2024	08/22/2024	00022610 RICH & GILLIS LAW GROUP	10,643.59	
A10100	V216649	08/22/2024	08/22/2024	00022810 BERKSHIRE BOYS	70,891.00	
A10100	V216650	08/22/2024	08/22/2024	00023107 SHELLI D MILLER	25.00	
A10100	V216651	08/22/2024	08/22/2024	00023168 JAMIE E LENNOX	60.00	
A10100	V216652	08/22/2024	08/22/2024	00023189 ERIN K DOOLEY	25.00	
A10100	V216653	08/22/2024	08/22/2024	00023204 AMY L CASE	25.00	
A10100	V216654	08/22/2024	08/22/2024	00023222 MARK D TREMAYNE	25.00	
A10100	V216656	08/22/2024	08/22/2024	00023265 XTEK PARTNERS	112.20	
A10100	V216657	08/22/2024	08/22/2024	00023441 KEVIN M BUCHMAN	25.00	
A10100	V216658	08/22/2024	08/22/2024	00023574 MARK E POHLMAN	60.00	
A10100	V216659	08/22/2024	08/22/2024	00023587 JACOB A GRANTIER	25.00	
A10100	V216660	08/22/2024	08/22/2024	00023652 KATIE ROSE SALYER	25.00	
A10100	V216661	08/22/2024	08/22/2024	00023751 MODERN OFFICE METHODS	5,198.68	
A10100	V216662	08/22/2024	08/22/2024	00023875 MOLLY NOEL WALKER	25.00	
A10100	V216663	08/22/2024	08/22/2024	00024075 BRIAN CHARLES HART	25.00	
A10100	V216664	08/22/2024	08/22/2024	00024237 KEITH RABLEY	60.00	
A10100	V216665	08/22/2024	08/22/2024	00024238 ARCHIE ARMENTROUT	60.00	
A10100	V216666	08/22/2024	08/22/2024	00024262 RUSH TRUCK CENTERS OF OHI	1,762.31	
A10100	V216667	08/22/2024	08/22/2024	00024419 HILARY P SLOAT	25.00	
A10100	V216668	08/22/2024	08/22/2024	00024433 HERBERT HIGGINBOTHAM JR.	25.00	
A10100	V216669	08/22/2024	08/22/2024	00024473 MATTHEW E SPARKS	50.00	
A10100	V216670	08/22/2024	08/22/2024	00024560 STACIE LYNN VANDEUSEN	60.00	
A10100	V216671	08/22/2024	08/22/2024	00024616 JEREMEY P SCALLY	383.84	
A10100	V216674	08/22/2024	08/22/2024	00024684 JONATHAN P WAY	25.00	
A10100	V216675	08/22/2024	08/22/2024	00024749 MATTHEW W TROMBITAS	25.00	
A10100	V216677	08/22/2024	08/22/2024	00024765 CORTNEY D HAMILTON	50.00	
A10100	V216678	08/22/2024	08/22/2024	00024862 KATHERINE ANN HUETER	50.00	
A10100	V216679	08/22/2024	08/22/2024	00024937 STACY ELIZABETH CARTER	50.00	
A10100	V216681	08/22/2024	08/22/2024	00024983 MATTHEW LEE MIDDLETON	50.00	
A10100	V216682	08/22/2024	08/22/2024	00025000 R.E.M. COMMUNICATIONS INC	1,099.00	

SELECTION CRITERIA: transact.yr='25' and transact.period='2' and transact.gl\_cash='A10100'

FUND/SCC - 0010000 - GENERAL FUND

CASH ACCT	CHECK NUMBER	DATE ISSUED	DATE CLEARED	VENDOR	CLEARED	OUTSTANDING
A10100	V216684	08/22/2024	08/22/2024	00025270 K12 TECH REPAIRS COLUMBUS	5,310.00	
A10100	V216686	08/22/2024	08/22/2024	00025469 RYAN YOUNG	60.00	
A10100	V216687	08/22/2024	08/22/2024	00025517 GREAT MINDS PBC	10,363.75	
A10100	V216688	08/22/2024	08/22/2024	00025591 LEVEL 3 COMMUNICATIONS L	1,444.55	
A10100	V216689	08/22/2024	08/22/2024	00025645 KATHRYN LEE MILLER	25.00	
A10100	V216690	08/22/2024	08/22/2024	00025762 MELINDA BEVERLY COLBURN	25.00	
A10100	V216691	08/22/2024	08/22/2024	00025939 ADAM JAMES OLSHESKI	25.00	
A10100	V216692	08/22/2024	08/22/2024	00025996 JOEL MICHAEL ASSENHEIMER	50.00	
A10100	V216693	08/22/2024	08/22/2024	00025997 MATTHEW D ANDERSON	25.00	
A10100	V216694	08/22/2024	08/22/2024	00026040 BOLLER ELECTRONICS, INC.	14,995.00	
A10100	V216695	08/22/2024	08/22/2024	00026261 HOLLY ANNE MEISTER	50.00	
A10100	V216696	08/22/2024	08/22/2024	00026273 LAUREN MICHELLE HALL	25.00	
A10100	V216698	08/22/2024	08/22/2024	00026321 KRISTEN NICHOLE CLAUSEN	50.00	
A10100	V216699	08/22/2024	08/22/2024	00026470 ADAM C WALTON	50.00	
A10100	V216700	08/22/2024	08/22/2024	00026578 COMPLETE GENERAL CONSTRUC	1,241,133.32	
A10100	V216701	08/22/2024	08/22/2024	00026711 MONICA ROSE CAMPANA	25.00	
A10100	V216702	08/22/2024	08/22/2024	00026808 WW NORTH AMERICA HOLDINGS	378.00	
A10100	V216703	08/22/2024	08/22/2024	00026856 JEREMY L TAYLOR	60.00	
A10100	V216704	08/22/2024	08/22/2024	00026857 MICHAEL D THOMAS	60.00	
A10100	V216705	08/22/2024	08/22/2024	00026865 RD HOLDER OIL CO. INC.	1,422.41	
A10100	V216706	08/22/2024	08/22/2024	00026921 COLOR CONSULTANTS INC	32,950.00	
A10100	V216707	08/22/2024	08/22/2024	00026999 CHAD ANTHONY BOBEK	25.00	
A10100	V216708	08/22/2024	08/22/2024	00027001 TK ELEVATOR CORPORATION	390.00	
A10100	V216709	08/22/2024	08/22/2024	00027032 OLIVIA MICHELLE CONSTANTINI	25.00	
A10100	V216710	08/22/2024	08/22/2024	00027098 WILLIAM C STARRETT	60.00	
A10100	V216712	08/22/2024	08/22/2024	00027173 95 PERCENT GROUP INC.	13,207.70	
A10100	V216716	08/22/2024	08/22/2024	00027244 TROY FILTERS	63.84	
A10100	V216718	08/22/2024	08/22/2024	00027295 WILLIAM D WARFIELD	100.00	
A10100	V216719	08/22/2024	08/22/2024	00027298 SABRA L QUALLS	25.00	
A10100	V216720	08/22/2024	08/22/2024	00027318 DAVID JUSTIN STEWART	100.00	
A10100	V216721	08/22/2024	08/22/2024	00027326 WHITNEY THAYER JECKAVITCH	25.00	
A10100	V216722	08/22/2024	08/22/2024	00027342 PAYKOFF CONCRETE LLC	3,500.00	
A10100	V216723	08/22/2024	08/22/2024	00027363 BATTERIES PLUS, LLC	67.30	
A10100	V216725	08/22/2024	08/22/2024	00027443 MONTANEZ INTERPRETING & T	137.50	
A10100	V216726	08/22/2024	08/22/2024	00027446 VOYAGER SOPRIS LEARNING,	29,986.25	
A10100	V216727	08/22/2024	08/22/2024	00027528 JILL ANN ABRAHAM	60.00	
A10100	V216729	08/22/2024	08/22/2024	00027622 JOSHUA MARK STEPHENS	25.00	
A10100	V216731	08/22/2024	08/22/2024	00027653 TERRIE EILEEN TURNEY	50.00	
A10100	V216732	08/22/2024	08/22/2024	00027659 MATTHEW T FASKA	50.00	
A10100	V216733	08/22/2024	08/22/2024	00027660 JENNIFER N MOX	50.00	
A10100	V216735	08/22/2024	08/22/2024	00027764 ERICA CARLSON CHILDREN'S	400.00	
A10100	V216736	08/22/2024	08/22/2024	00027782 THE OHIO FLOOR COMPANY	10,338.96	
A10100	V216737	08/22/2024	08/22/2024	00027783 CONVERGINT TECHNOLOGIES L	1,069.41	
A10100	V216738	08/22/2024	08/22/2024	00027817 SERVICEMASTER BY NEVERMAN	699.12	
A10100	V216739	08/22/2024	08/22/2024	00027826 COMPLETE BUS & SPECIALTY	181.72	
A10100	V216740	08/22/2024	08/22/2024	00027833 MARK ALLEN DUDGEON	60.00	
A10100	V216741	08/22/2024	08/22/2024	00027886 SAVVAS LEARNING COMPANY L	119,208.56	
A10100	V216742	08/22/2024	08/22/2024	00027889 ANGELO JAMES CAPUTO	60.00	
A10100	V216744	08/22/2024	08/22/2024	00027927 CLAUDIA PATRICIA CALDERON	260.00	
A10100	V216745	08/22/2024	08/22/2024	00027964 JONES LUMBER & MILLWORK C	8,163.91	
A10100	V216746	08/22/2024	08/22/2024	00027980 BYRNE & JONES CONSTRUCTIO	37,101.00	
A10100	V216747	08/22/2024	08/22/2024	00027991 EMPower BEHAVIORAL HEALTH	15,935.80	
A10100	V216748	08/22/2024	08/22/2024	00028000 WILLIAM KENNETH RAGLAND I	100.00	
A10100	V216750	08/22/2024	08/22/2024	00028014 ULTIMATE DRILL BOOK INC	920.00	

POWERSCHOOL LLC  
 DATE: 09/03/2024  
 TIME: 13:10:36

HILLIARD CITY SCHOOL DISTRICT  
 OUTSTANDING CHECKS

PAGE NUMBER: 11  
 ACCTPA21  
 ACCOUNTING PERIOD: 3/25

SELECTION CRITERIA: transact.yr='25' and transact.period='2' and transact.gl\_cash='A10100'

FUND/SCC - 0010000 - GENERAL FUND

CASH ACCT	CHECK NUMBER	DATE ISSUED	DATE CLEARED	VENDOR	CLEARED	OUTSTANDING
A10100	V216752	08/22/2024	08/22/2024	00028021 DURABLE PAINTING LLC	14,000.00	
A10100	V216753	08/22/2024	08/22/2024	00028044 MELISSA NOELLE SWEARINGEN	100.00	
A10100	V216754	08/22/2024	08/22/2024	00028070 MIDSTATES RECREATION	8,784.00	
A10100	V216755	08/22/2024	08/22/2024	00028092 BSN SPORTS LLC	1,446.00	
A10100	V216757	08/22/2024	08/22/2024	00028156 STAPLES PIANO SERVICE LLC	1,170.00	
A10100	V216758	08/22/2024	08/22/2024	00028196 SURELINE MOWING & LANDSCA	19,788.43	
A10100	V216760	08/22/2024	08/22/2024	00028219 NWEA	3,105.00	
A10100	V216761	08/22/2024	08/22/2024	00028340 LAUREN KELSEY BARKDULL	50.00	
A10100	V216797	08/29/2024	08/29/2024	00001539 COLUMBUS CLAY CO.	1,252.00	
A10100	V216799	08/29/2024	08/29/2024	00003027 LOEB ELECTRIC	36.72	
A10100	V216801	08/29/2024	08/29/2024	00004020 TOTAL TENNIS INC	3,655.00	
A10100	V216802	08/29/2024	08/29/2024	00004457 PICKAWAY COUNTY ESC	150.00	
A10100	V216804	08/29/2024	08/29/2024	00005653 INTERIOR SUPPLY	210.75	
A10100	V216805	08/29/2024	08/29/2024	00006333 DAYTON MICROSCOPE & SUPPL	520.00	
A10100	V216806	08/29/2024	08/29/2024	00006386 APPLE INC.	4,475.00	
A10100	V216807	08/29/2024	08/29/2024	00006839 FRAME & SPRING INC.	230.00	
A10100	V216809	08/29/2024	08/29/2024	00006978 CARDINAL BUS SALES & SERV	1,275.14	
A10100	V216810	08/29/2024	08/29/2024	00007256 THE OHIO CAPITAL CONFEREN	3,000.00	
A10100	V216813	08/29/2024	08/29/2024	00008742 SPORTS IMPORTS	7,358.00	
A10100	V216814	08/29/2024	08/29/2024	00009301 THE BUCKEYE RANCH	71,200.00	
A10100	V216816	08/29/2024	08/29/2024	00009971 SCOTSMAN MID-OHIO	190.82	
A10100	V216817	08/29/2024	08/29/2024	00010280 POWELL PRINTS	378.00	
A10100	V216819	08/29/2024	08/29/2024	00011116 SCHOOL SPECIALTY LLC	2,002.79	
A10100	V216820	08/29/2024	08/29/2024	00011527 TRISTAR TRANSPORTATION	2,770.25	
A10100	V216821	08/29/2024	08/29/2024	00011824 STAPLES BUSINESS ADVANTAG	191.29	
A10100	V216827	08/29/2024	08/29/2024	00016337 SCHOLASTIC CLASSROOM MAGA	329.67	
A10100	V216828	08/29/2024	08/29/2024	00017570 GENESIS BUILDING SYSTEMS	20,260.00	
A10100	V216830	08/29/2024	08/29/2024	00019504 OFFICE DEPOT BUSINESS SOL	124.06	
A10100	V216834	08/29/2024	08/29/2024	00020758 BLICK ART MATERIALS LLC	1,002.60	
A10100	V216838	08/29/2024	08/29/2024	00021795 MAGNATAG INC	2,036.45	
A10100	V216839	08/29/2024	08/29/2024	00022021 CHEMCOTE INC.	36,111.00	
A10100	V216840	08/29/2024	08/29/2024	00022266 BUCKEYE BRASS & WINDS	835.00	
A10100	V216842	08/29/2024	08/29/2024	00023587 JACOB A GRANTIER	2,346.57	
A10100	V216843	08/29/2024	08/29/2024	00023834 GROVE CITY HIGH SCHOOL	250.00	
A10100	V216844	08/29/2024	08/29/2024	00024177 FAMILIES FOR A CURE	300.00	
A10100	V216845	08/29/2024	08/29/2024	00024924 ZONAR SYSTEMS INC	123,312.65	
A10100	V216846	08/29/2024	08/29/2024	00025215 META SOLUTIONS	16,321.50	
A10100	V216848	08/29/2024	08/29/2024	00025398 UCS INC.	6,061.00	
A10100	V216849	08/29/2024	08/29/2024	00025517 GREAT MINDS PBC	40,210.22	
A10100	V216852	08/29/2024	08/29/2024	00026307 PLUNKETT'S PEST CONTROL	824.99	
A10100	V216853	08/29/2024	08/29/2024	00026321 KRISTEN NICHOLE CLAUSEN	2,346.57	
A10100	V216856	08/29/2024	08/29/2024	00026499 EXPRESS ELECTRIC LLC	19,611.00	
A10100	V216860	08/29/2024	08/29/2024	00026865 RD HOLDER OIL CO. INC.	1,360.67	
A10100	V216861	08/29/2024	08/29/2024	00026867 CAMBIUM ASSESSMENT, INC	650.00	
A10100	V216864	08/29/2024	08/29/2024	00027244 TROY FILTERS	2,180.30	
A10100	V216865	08/29/2024	08/29/2024	00027363 BATTERIES PLUS, LLC	18.95	
A10100	V216867	08/29/2024	08/29/2024	00027443 MONTANEZ INTERPRETING & T	50.00	
A10100	V216871	08/29/2024	08/29/2024	00027666 ACCOLADE INC.	95,458.00	
A10100	V216873	08/29/2024	08/29/2024	00027784 PSI II LLC	2,808.00	
A10100	V216874	08/29/2024	08/29/2024	00027826 COMPLETE BUS & SPECIALTY	174.28	
A10100	V216875	08/29/2024	08/29/2024	00027886 SAVVAS LEARNING COMPANY L	458.73	
A10100	V216876	08/29/2024	08/29/2024	00027929 HUDA NUMAN	300.00	
A10100	V216877	08/29/2024	08/29/2024	00027980 BYRNE & JONES CONSTRUCTIO	219,092.00	
A10100	V216878	08/29/2024	08/29/2024	00028009 ALG CONSULTANT LLC	900.00	

POWERSCHOOL LLC  
DATE: 09/03/2024  
TIME: 13:10:36

HILLIARD CITY SCHOOL DISTRICT  
OUTSTANDING CHECKS

PAGE NUMBER: 12  
ACCTPA21  
ACCOUNTING PERIOD: 3/25

SELECTION CRITERIA: transact.yr='25' and transact.period='2' and transact.gl\_cash='A10100'

FUND/SCC - 0010000 - GENERAL FUND

CASH ACCT	CHECK NUMBER	DATE ISSUED	DATE CLEARED	-----VENDOR-----	CLEARED	OUTSTANDING
A10100	V216880	08/29/2024	08/29/2024	00028092 BSN SPORTS LLC	5,628.96	
A10100	V216881	08/29/2024	08/29/2024	00028156 STAPLES PIANO SERVICE LLC	390.00	
A10100	V216884	08/29/2024	08/29/2024	00028348 ENVIRONMENTAL MANAGEMENT	19,200.00	
TOTAL CASH ACCOUNT					9,937,894.86	368,681.16
TOTAL FUND					9,937,894.86	368,681.16
TOTAL REPORT					9,937,894.86	368,681.16