

HILLIARD CITY SCHOOL DISTRICT



Monthly Financial Report

December 2024

Melissa Swearingen, Treasurer/C.F.O.

General Fund Actual vs. Budgeted Summary

Period Ending - December 31, 2024

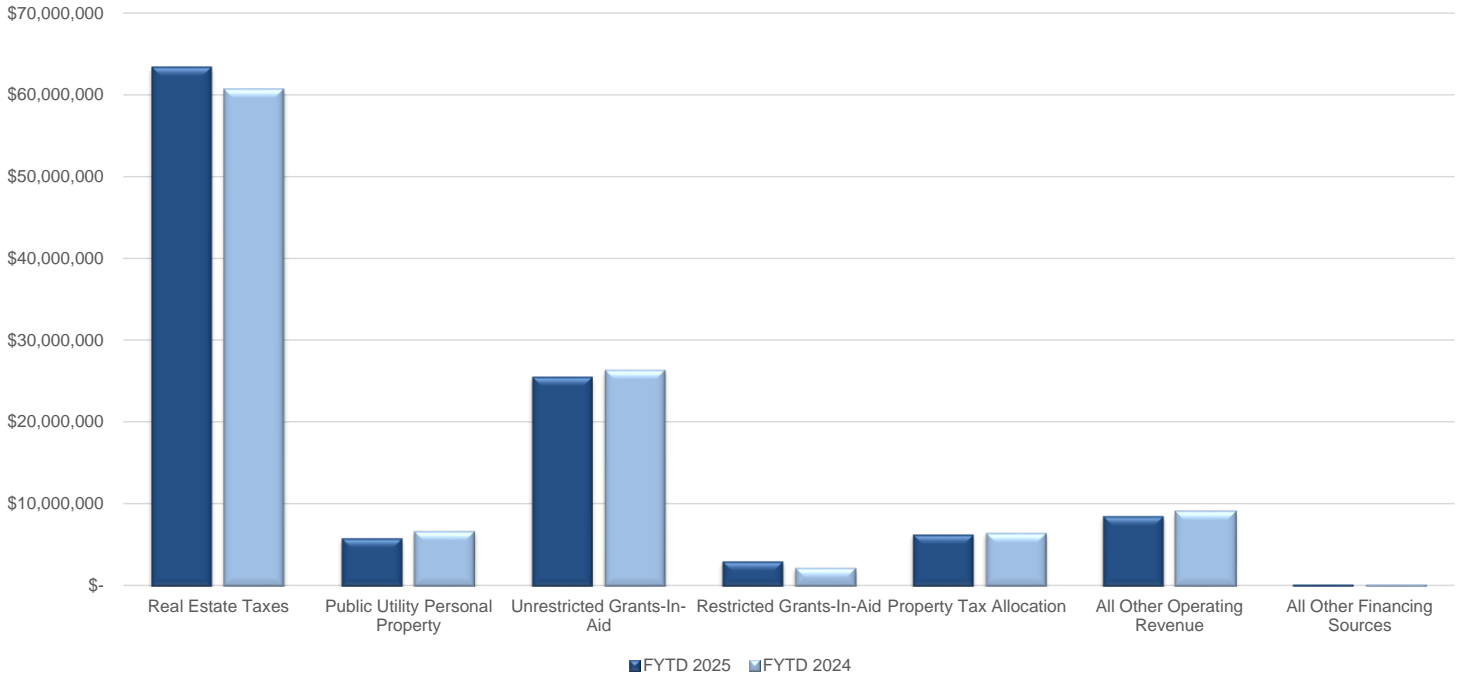
	<u>Budget</u>	<u>FYTD Actual</u>	<u>Projected Remaining</u>	<u>FYTD Actual % of Budget</u>
Beginning Balance		\$ 91,068,780		
RECEIPTS:				
Real Estate Taxes	\$ 137,610,629	\$ 63,297,816	\$ 74,312,813	46.00%
Public Utility Personal Property	13,292,796	5,687,324	7,605,472	42.79%
Unrestricted Grants-In-Aid	47,576,138	25,419,287	22,156,851	53.43%
Restricted Grants-In-Aid	4,687,651	2,858,748	1,828,903	60.98%
Property Tax Allocation	13,041,351	6,136,685	6,904,666	47.06%
All Other Operating Revenue	11,570,637	8,397,374	3,173,263	72.57%
All Other Financing Sources	179,104	1,206	177,898	0.67%
Total Receipts	<u>\$ 227,958,306</u>	<u>\$ 111,798,440</u>	<u>\$ 116,159,866</u>	49.04%
EXPENDITURES:				
Personnel Services	\$ 147,660,146	\$ 72,111,534	\$ 75,548,612	48.84%
Retirement/Benefits	61,255,709	29,538,537	31,717,173	48.22%
Purchased Services	24,794,468	10,754,256	14,040,211	43.37%
Supplies, Materials, Textbooks	9,798,906	2,888,055	6,910,851	29.47%
Capital Outlay	2,316,817	1,761,310	555,507	76.02%
Debt - principal & interest HB264	277,500	138,750	138,750	50.00%
Other Expenditures	3,576,110	1,358,170	2,217,940	37.98%
All Other Financing Uses	365,000	185,147	179,853	50.73%
Total Expenditures	<u>\$ 250,044,656</u>	<u>\$ 118,735,760</u>	<u>\$ 131,308,896</u>	47.49%
Revenue Over (Under) Expenditures		<u>\$ (6,937,319)</u>		
Ending Balance		<u><u>\$ 84,131,461</u></u>		
Outstanding Encumbrances		\$ 12,408,145		
Unencumbered Ending Balance		<u><u>\$ 71,723,316</u></u>		

The Fiscal Year begins July 1 and ends June 30. Fiscal Year to Date (FYTD) represents cumulative amounts through the month reported.

General Fund Current FYTD vs. Prior FYTD Summary - Revenues

Period Ending - December 31, 2024

Revenues



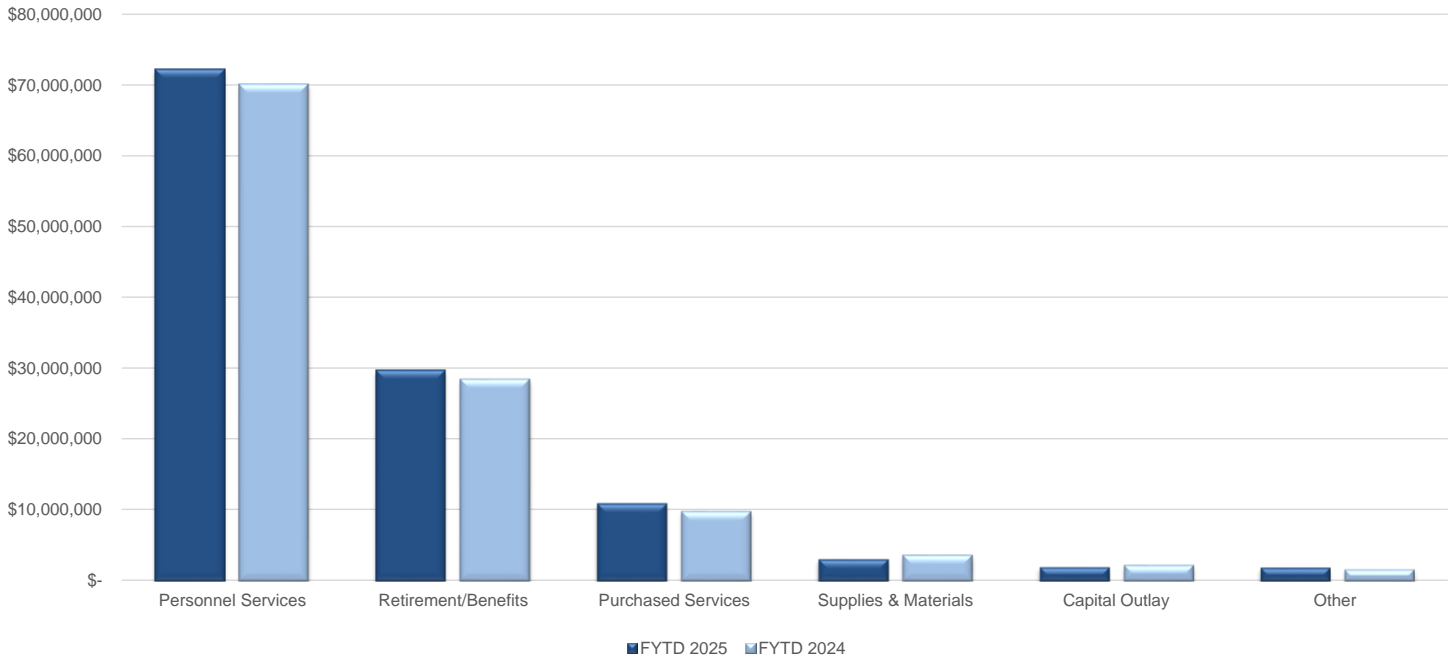
	FYTD 2025	% OF TOTAL	FYTD 2024	% OF CHANGE PRIOR YEAR
Real Estate Taxes	\$ 63,297,816	56.62%	\$ 60,614,523	4.43%
Public Utility Personal Property	5,687,324	5.09%	6,555,649	-13.25%
Unrestricted Grants-In-Aid	25,419,287	22.74%	26,271,939	-3.25%
Restricted Grants-In-Aid	2,858,748	2.56%	2,090,216	36.77%
Property Tax Allocation	6,136,685	5.49%	6,334,299	-3.12%
All Other Operating Revenue	8,397,374	7.51%	8,972,366	-6.41%
All Other Financing Sources	1,206	0.00%	13,152	-90.83%
GRAND TOTAL	\$ 111,798,440		\$ 110,852,144	

Decrease in Public Utility Personal Property related to decrease in total PUPP tax in FY25 of \$868k
 Decrease in Other Operating Revenue - The district received TIF payments in July 2023 of \$1.5 million
 Decrease in All Other Financing Sources - the district posted a Refund of PY Expenditure in July 2023.
 Increase in Restricted Grants-In-Aid related to reimbursement for Science of Reading Stipends \$635k

General Fund Current FYTD vs. Prior FYTD Summary - Expenditures

Period Ending - December 31, 2024

Expenditures



	FYTD 2025	% OF TOTAL	FYTD 2024	% OF CHANGE PRIOR YEAR
Personnel Services	\$ 72,111,534	60.73%	\$ 69,943,312	3.10%
Retirement/Benefits	29,538,537	24.88%	28,387,518	4.05%
Purchased Services	10,754,256	9.06%	9,695,497	10.92%
Supplies & Materials	2,888,055	2.43%	3,528,824	-18.16%
Capital Outlay	1,761,310	1.48%	2,074,777	-15.11%
Other	1,682,067	1.42%	1,454,992	15.61%
GRAND TOTAL	\$ 118,735,760		\$ 115,084,920	

Increase in Purchased Services related to Spec Edu Tuition/Transportation increase, an increase to property insurance costs of \$60k, and an increase in Transportation data services of \$87k.

Decrease in Supplies/Materials reflects FY24 purchase of new curriculum materials.

Decrease in Capital Outlay reflects difference in bus purchase payments in 2025 versus 2024

Increase in Other expenditures related to ESC staff costs formerly charged to ESSER funds.

Hilliard City School District - Summary by Appropriation

Period Ending - December 31, 2024

All Funds		FYTD	Prior FY Carryover	MTD Actual	FYTD Actual	Current	FYTD	FYTD Percent	
Fund	Fund Name	Appropriated	Encumbrances	FYTD Expendable	Expenditures	Expenditures	Encumbrances	Unencumbered	Exp/Enc
001	General Fund	\$ 247,993,386	\$ 2,051,270	\$ 250,044,656	\$ 18,899,789	\$ 118,735,760	\$ 12,408,145	\$ 118,900,752	12.52%
002	Debt Service	16,050,000	-	16,050,000	3,584,169	14,624,231	-	1,425,769	22.33%
003	Permanent Improvement	6,307,000	2,760,237	9,067,237	83,498	3,038,931	362,981	5,665,326	4.92%
004	Building Fund	344,530	-	344,530	101,800	104,300	46,220	194,010	42.96%
006	Food Service	8,865,000	249,965	9,114,965	636,486	3,371,668	3,399,409	2,343,887	44.28%
007	Special Trust	88,000	480	88,480	566	6,116	19,599	62,765	22.79%
011	Rotary Fund - Special Services	3,600,000	8,703	3,608,703	294,794	1,255,255	357,575	1,995,874	18.08%
018	Principal's Fund	525,000	14,280	539,280	24,701	117,245	116,800	305,234	26.24%
019	Other Grants	62,500	17,500	80,000	556	15,526	14,576	49,899	18.92%
024	Self-Insurance	50,600,000	256,730	50,856,730	4,067,019	25,110,474	14,768,343	10,977,912	37.04%
200	Student Managed Activities	900,000	58,173	958,173	13,456	172,296	202,780	583,098	22.57%
300	District Managed Activities	1,780,000	69,803	1,849,803	74,866	581,994	203,773	1,064,036	15.06%
401	Auxiliary Services	1,415,000	56,331	1,471,331	89,049	415,189	13,079	1,043,064	6.94%
499	State Grant	27,240	15,010	42,250	3,948	27,158	500	14,592	10.53%
507	ESSER/ARP ESSER	701,168	-	701,168	-	701,043	-	125	0.00%
509	21st Century	162,330	2,822	165,152	30,394	88,258	4,011	72,883	20.83%
516	IDEA-B	4,083,593	-	4,083,593	320,405	1,941,459	156,170	1,985,964	11.67%
536	Title I School Improvement	158,142	15,176	173,318	6,066	69,406	6,502	97,410	7.25%
551	Title III Limited English	310,953	-	310,953	23,783	132,189	6,800	171,964	9.84%
572	Title I	3,032,001	103,836	3,135,837	218,494	1,281,621	148,099	1,706,118	11.69%
584	Title IV-A	235,846	15,454	251,300	4,268	102,366	44,413	104,521	19.37%
587	Pre-K IDEA-B	85,210	-	85,210	6,699	39,510	-	45,700	7.86%
590	Title II-A	602,274	-	602,274	32,019	255,838	3,250	343,186	5.86%
599	Miscellaneous Federal Grant	5,505	-	5,505	-	508	4,996	0	90.76%
Total All Funds		\$ 347,934,678	\$ 5,725,002	\$ 353,630,449	\$ 28,635,578	\$ 172,814,909	\$ 33,227,944	\$ 147,587,596	17.49%

Hilliard City School District - Appropriations Compared to Estimated Resources

Period Ending - December 31, 2024

Fund	Fund Name	Unencumbered				
		Fund Balance	Estimated	Total	Approved	
		July 1 2024	Revenues	Available Balances	Appropriation	
				Available or	Over Appropriation	
001	General Fund	\$ 89,017,510	\$ 225,993,061	\$ 315,010,571	\$ 247,993,386	\$ 67,017,185
002	Debt Service	17,205,826	18,272,401	35,478,226	16,050,000	\$ 19,428,226
003	Permanent Improvement	10,339,616	5,415,968	15,755,583	6,307,000	\$ 9,448,583
004	Building Fund	344,530	-	344,530	344,530	\$ 0
006	Food Service	4,888,616	5,500,000	10,388,616	8,865,000	\$ 1,523,616
007	Special Trust	119,210	40,000	159,210	88,000	\$ 71,210
011	Rotary Fund - Special Services	2,104,734	3,200,000	5,304,734	3,600,000	\$ 1,704,734
018	Principal's Fund	911,179	300,000	1,211,179	525,000	\$ 686,179
019	Other Grants	102,338	15,000	117,338	62,500	\$ 54,838
022	Agency	31,410	1,395,000	1,426,410	-	\$ 1,426,410
024	Self-Insurance	3,537,944	48,740,000	52,277,944	50,600,000	\$ 1,677,944
200	Student Managed Activities	565,948	420,000	985,948	900,000	\$ 85,948
300	District Managed Activities	1,314,966	980,000	2,294,966	1,780,000	\$ 514,966
401	Auxiliary Services	491,929	1,120,000	1,611,929	1,415,000	\$ 196,929
499	State Grant	1,244	50,000	51,244	27,240	\$ 24,004
507	ESSER/ARP ESSER	(1,593)	702,761	701,168	701,168	\$ 0
509	21st Century	(57,229)	225,000	167,771	162,330	\$ 5,441
516	IDEA-B	(5,658)	4,089,251	4,083,593	4,083,593	\$ 0
536	Title I School Improvement	(15,329)	173,471	158,142	158,142	\$ 0
551	Title III Limited English	0	310,953	310,953	310,953	\$ 0
572	Title I	(123,855)	3,155,856	3,032,001	3,032,001	\$ (0)
584	Title IV-A	(32,416)	268,262	235,846	235,846	\$ 0
587	Pre-K IDEA-B	(397)	86,690	86,293	85,210	\$ 1,083
590	Title II-A	(348)	602,622	602,274	602,274	\$ (0)
599	Miscellaneous Federal Grant	508	4,997	5,505	5,505	\$ 0
Total All Funds		\$ 130,751,685	\$ 321,061,293	\$ 451,812,977	\$ 347,934,678	\$ 103,878,299

Cash Position by Fund*

* Total does not include Fund #004-9025 Building Fund

Period Ending - December 31, 2024

FUND SCC	Description	Beginning	MTD	FYTD	MTD	FYTD	Current Fund	Current	Unencumbered Fund
		Balance	Receipts	Receipts	Expenditures	Expenditures	Balance	Encumbrances	Balance
001	General Fund	\$ 91,068,780.14	\$ 6,503,783.25	\$ 111,798,440.32	\$ 18,899,789.04	\$ 118,735,759.72	\$ 84,131,460.74	\$ 12,408,144.81	\$ 71,723,315.93
002	Bond Retirement	17,205,825.64	276,211.14	8,875,275.88	3,584,169.25	14,624,231.12	11,456,870.40	-	11,456,870.40
003	Permanent Improvement Fund	13,099,852.96	-	2,878,611.11	83,497.79	3,038,930.57	12,939,533.50	362,980.75	12,576,552.75
004 0000	Building Fund	344,530.24	-	-	101,800.00	104,300.00	240,230.24	46,220.00	194,010.24
006	Food Service Fund	5,138,581.10	1,119,564.89	3,031,895.66	636,485.54	3,371,668.39	4,798,808.37	3,399,409.46	1,399,398.91
007	Special Trust - Staff Benefit	119,690.12	8,841.67	20,459.53	566.15	6,115.91	134,033.74	19,599.13	114,434.61
011	Rotary - Special Services	2,113,437.54	164,565.64	1,649,998.40	294,794.13	1,255,254.68	2,508,181.26	357,574.74	2,150,606.52
018	Principal's Fund	925,459.21	13,442.37	89,960.09	24,701.14	117,245.05	898,174.25	116,800.18	781,374.07
019	Other Grant Funds	119,837.86	15,000.00	15,000.00	556.49	15,525.58	119,312.28	14,575.65	104,736.63
022	District - Agency	60,641.08	125,702.94	780,226.89	118,753.24	626,570.41	214,297.56	939,923.50	(725,625.94)
024	Employee Benefits Self Insurance	3,794,673.95	3,544,187.37	23,417,214.22	4,067,018.98	25,110,474.03	2,101,414.14	14,768,343.42	(12,666,929.28)
031	Underground Storage Tanks	11,000.00	-	-	-	-	11,000.00	-	11,000.00
200	Student-Managed Activities	624,121.20	12,481.56	209,800.83	13,456.08	172,295.62	661,626.41	202,779.68	458,846.73
300	District-Managed Activities	1,384,769.90	59,840.70	665,737.51	74,865.55	581,993.61	1,468,513.80	203,773.35	1,264,740.45
401	Auxiliary Services	548,260.28	2,147.83	498,126.83	89,048.92	415,188.57	631,198.54	13,078.77	618,119.77
499	Miscellaneous State Grants	16,253.40	2,738.26	10,083.91	3,947.83	27,157.61	(820.30)	500.00	(1,320.30)
507	ESSER Funds	(1,592.97)	-	702,636.25	-	701,043.28	-	-	-
509	21st Century	(54,407.33)	28,239.77	137,324.23	30,394.05	88,257.85	(5,340.95)	4,010.92	(9,351.87)
516	IDEA-B Grant	(5,657.67)	319,304.55	1,780,259.22	320,405.26	1,941,458.82	(166,857.27)	156,169.77	(323,027.04)
536	Title I School Improvement	(152.60)	5,980.74	63,492.75	6,066.12	69,406.27	(6,066.12)	6,501.85	(12,567.97)
551	Title III - Limited English Proficiency	0.12	23,783.30	119,010.19	23,783.48	132,188.79	(13,178.48)	6,800.00	(19,978.48)
572	Title I	(20,018.88)	219,170.03	1,172,538.27	218,493.98	1,281,620.71	(129,101.32)	148,098.93	(277,200.25)
584	Title IV-A	(16,961.62)	1,428.25	105,112.85	4,267.62	102,365.77	(14,214.54)	44,413.06	(58,627.60)
587	Pre-K IDEA-B	(397.15)	10,048.50	39,907.50	6,699.00	39,510.35	-	-	-
590	Title II-A	(348.23)	32,018.62	240,176.67	32,018.62	255,837.75	(16,009.31)	3,250.00	(19,259.31)
599	Miscellaneous Federal	508.29	-	-	-	508.29	-	4,996.26	(4,996.26)
Totals		\$ 136,476,686.58	\$ 12,488,481.38	\$ 158,301,289.11	\$ 28,635,578.26	\$ 172,814,908.75	\$ 121,963,066.94	\$ 33,227,944.23	\$ 88,735,122.71

**Hilliard City School District
Bank Reconciliation
December 31, 2024**

Description	Beg. Bal.	Receipts	Disburse	End. Bal.
Huntington Bank - General Account	7,866,560.12	21,359,198.17	24,432,677.61	4,793,080.68
Huntington Bank - Workers Comp Self Ins	23,112.50	-	3,886.21	19,226.29
	-			-
Huntington Bank - Integrated Payables	-	1,818,611.18	1,818,611.18	-
Huntington Bank - Self Insurance	-	4,530,642.98	4,530,642.98	-
Huntington Bank - Dental Self Ins	-	170,605.32	170,605.32	-
Huntington Bank - Cafeteria Account	-	247,935.44	247,935.44	-
Huntington Bank - Student Fees	-	53,603.73	53,603.73	-
Huntington Bank - Flex Spending	-	90,148.98	90,148.98	-
	-			-
Investment transfers	-	(19,952,821.78)	(19,952,821.78)	-
Bank X-fers - ZBA	-	(6,911,547.63)	(6,911,547.63)	-
Memo Receipts/Memo Exp	-	4,057,164.68	4,057,164.68	-
Foundation STRS Deduct	-	1,437,368.00	1,437,368.00	-
Dragonfly X-fer	-	-	-	-
	-			-
Investment Portfolio:				
STAROhio - General	38,934,170.07	113,169.39	15,000,000.00	24,047,339.46
US Bank Money Market	1,752,713.43	3,928,205.17	1,503,529.51	4,177,389.09
US Bank Safekeeping (Comm Paper/Coupon)	90,858,188.54	1,499,871.22	3,449,292.27	88,908,767.49
	-	-	-	-
	-			-
Less O/S checks prior month	(230,482.32)	-	(230,482.32)	-
Add: O/S checks current month	-	-	143,028.90	(143,028.90)
	-			-
	-			-
Petty Cash Accounts:	1,000.00	-	-	1,000.00
	-			-
Dragonfly Athletics - Petty Cash Account	35,102.77	50,000.00	17,073.28	68,029.49
				-
				-
			-	-
Dec Variances			-	-
City of Dublin - ACH Remit, books Dec bank Jan			6,343.50	(6,343.50)
OH DefComp, books Dec bank Jan			40,210.38	(40,210.38)
AEP Debits, bank Dec, books Jan			(81,743.67)	81,743.67
Col's H2O, bank Dec, books Jan			(48,729.35)	48,729.35
Verizon debit, bank Dec books Jan		-	(456.96)	456.96
Level3 Debit, bank Dec books Jan			(1.64)	1.64
ColGas, bank Dec, books Jan			(10,559.07)	10,559.07
ACH Credits, bank Dec books Jan		(3,673.47)		(3,673.47)
				-
Nov Variances				-
Ohio Tax w/h, books Nov bank Dec	(144,605.49)		(144,605.49)	-
City of Dublin - ACH Remit, books Nov bank Dec	(3,195.49)		(3,195.49)	-
Ohio SchDistTax books Nov, bank Dec	(9,987.67)		(9,987.67)	-
OH DefComp, books Nov bank Dec	(39,765.38)		(39,765.38)	-
RITA Tax remit, books Nov, bank Dec	(148,047.13)		(148,047.13)	-
City of Columbus tax remit, books Nov, bank Dec	(15,359.70)		(15,359.70)	-
Check #218158, bank encoding error	(5.00)	-	(5.00)	-
CVS Inv, books Nov, bank Dec	(299,605.91)	-	(299,605.91)	-
Delta Dental Claims, books Nov, bank Dec	(30,089.00)		(30,089.00)	-
Meritain Claims, books Nov, bank Dec	(439,540.52)		(439,540.52)	-
	-		-	-
				-
BANK TOTALS	138,110,163.82	12,488,481.38	28,635,578.26	121,963,066.94
BOOK TOTALS	138,110,163.82	12,488,481.38	28,635,578.26	121,963,066.94

**HILLIARD CITY SCHOOL DISTRICT
INVESTMENT PORTFOLIO
AS OF DECEMBER 31, 2024**

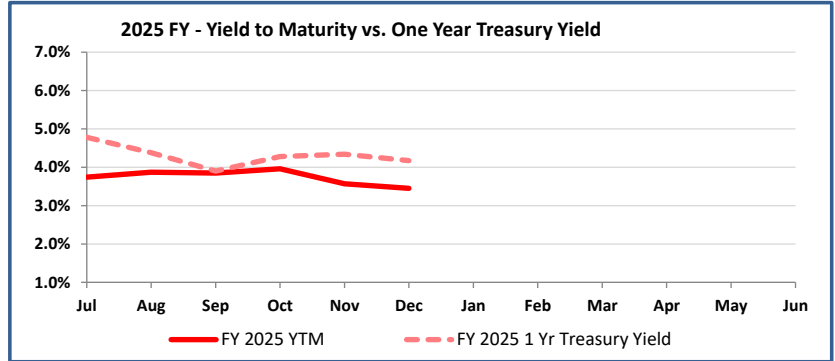
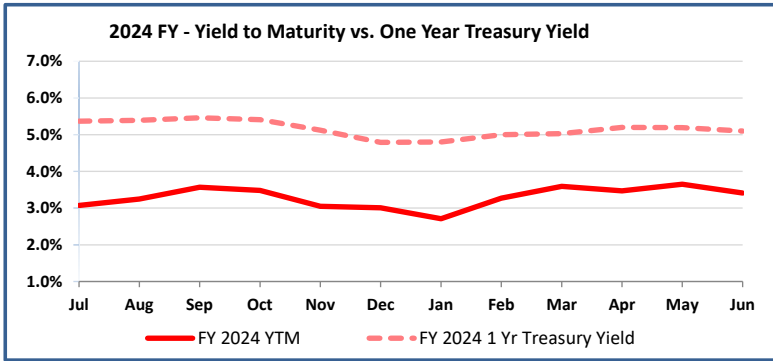
Institution/Broker	Instrument	Holder	Stated Rate	Settlement Date	Maturity Date	Purchase Price	Par	Days held	Days to Maturity	Call Feature
ACTIVE FUNDS										
Huntington Bank	Checking	n/a	0.00%	12/31/24	01/01/25	4,793,081	4,793,081	1.00	1.00	
StarOhio	Money Market	n/a	4.70%	12/31/24	01/01/25	24,047,339	24,047,339	1.00	1.00	
US Bank	Money Market Account	n/a	4.38%	12/31/24	01/01/25	4,177,389	4,177,389	1.00	1.00	
INTERIM FUNDS										
CastleOak Securities	Commercial Paper	USB	5.39%	04/10/24	01/03/25	1,201,797	1,250,000	266.00	268.00	
Wells Fargo	Federal Home Loan Bank	USB	0.62%	07/29/21	01/29/25	999,750	1,000,000	1,252.00	1,280.00	10/29/2021-One time
Baird	Federal Home Loan Bank	USB	0.65%	07/29/21	01/29/25	1,000,000	1,000,000	1,252.00	1,280.00	10/29/2021-One time
RBC Capital Markets	Commercial Paper	USB	5.48%	05/29/24	02/18/25	889,116	925,000	217.00	265.00	
TD Securities	US Treasury Note	USB	4.14%	09/23/22	03/31/25	964,141	1,000,000	831.00	920.00	
BMO Capital Markets	US Treasury Bond	USB	2.97%	05/05/22	04/15/25	1,485,352	1,500,000	972.00	1,076.00	
MUFG Bank/CastleRock Securities	Commercial Paper	USB	4.80%	08/09/24	05/09/25	965,532	1,000,000	145.00	273.00	
Wells Fargo	US Treasury Note	USB	0.61%	07/13/21	05/31/25	966,410	980,000	1,268.00	1,418.00	
Multi Bank Securities	Federal National Mortgage Assoc	USB	4.28%	12/06/22	06/17/25	1,365,408	1,500,000	757.00	924.00	
RBC Capital Markets	US Treasury Note	USB	0.61%	07/12/21	06/30/25	986,094	1,000,000	1,269.00	1,449.00	
Wells Fargo	US Treasury Note	USB	0.62%	07/12/21	07/31/25	985,156	1,000,000	1,269.00	1,480.00	
BMO Capital Markets	US Treasury Note	USB	4.19%	12/06/22	08/15/25	973,125	1,000,000	757.00	983.00	
Key Bank	Federal National Mortgage Assoc	USB	0.62%	08/28/20	08/18/25	244,755	245,000	1,587.00	1,816.00	08/18/21-Quarterly
RBC Capital Markets	US Treasury Note	USB	0.98%	10/29/21	08/31/25	486,309	500,000	1,160.00	1,402.00	
Stifel	Agency Bond	USB	0.66%	09/13/21	09/08/25	1,246,900	1,250,000	1,206.00	1,456.00	
RBC Capital Markets	Federal Home Loan Bank	USB	5.03%	09/12/23	09/12/25	3,399,859	3,410,000	477.00	731.00	
Stifel	US Treasury Note	USB	4.12%	09/23/22	09/15/25	982,773	1,000,000	831.00	1,088.00	
Stonex	Federal Farm Credit Bank	USB	0.55%	10/02/20	09/29/25	999,000	1,000,000	1,552.00	1,823.00	09/29/21-Continuous
Stonex	Federal Farm Credit Bank	USB	0.55%	09/30/20	09/29/25	999,000	1,000,000	1,554.00	1,825.00	09/29/21-Continuous
BNY Mellon Capital	US Treasury Note	USB	0.65%	09/14/21	09/30/25	983,984	1,000,000	1,205.00	1,477.00	
RBC Capital Markets	US Treasury Note	USB	4.76%	06/30/23	10/15/25	494,473	500,000	551.00	838.00	
Wells Fargo	US Treasury Note	USB	0.67%	09/14/21	10/31/25	982,852	1,000,000	1,205.00	1,508.00	
RBC Capital Markets	Federal National Mortgage Assoc	USB	4.20%	12/06/22	11/07/25	899,225	1,000,000	757.00	1,067.00	
TD Securities	Federal Farm Credit Bank	USB	0.62%	11/13/20	11/12/25	624,531	625,000	1,510.00	1,825.00	11/12/21-Quarterly
TD Securities	US Treasury Note	USB	4.66%	02/21/24	11/15/25	1,481,055	1,485,000	315.00	633.00	
Stifel	Federal Home Loan Bank	USB	4.22%	02/08/23	12/12/25	1,108,041	1,100,000	693.00	1,038.00	
RBC Capital Markets	Federal Home Loan Mortgage Corp	USB	0.64%	12/17/20	12/17/25	999,500	1,000,000	1,476.00	1,826.00	12/17/21-Quarterly
Stifel	Federal Agricultural Mortgage Crop	USB	0.49%	01/25/21	01/15/26	579,803	580,000	1,437.00	1,816.00	
RBC Capital Markets	Federal Home Loan Bank	USB	0.60%	01/28/21	01/28/26	910,000	910,000	1,434.00	1,826.00	01/28/22-Quarterly
FC Stone	Federal National Mortgage Assoc	USB	0.57%	01/28/21	01/28/26	419,580	420,000	1,434.00	1,826.00	07/28/21-Quarterly
1st Bank of Greenwich Conn	Certificate of Deposit	USB	0.74%	01/29/21	01/29/26	248,564	249,000	1,433.00	1,826.00	04/29/21-Quarterly
Wells Fargo	Federal Home Loan Bank	USB	4.20%	02/08/23	02/06/26	994,600	1,000,000	693.00	1,094.00	
TD Securities	US Treasury Note	USB	4.57%	02/21/24	02/15/26	1,978,516	2,000,000	315.00	725.00	
TD Securities	Federal Home Loan Bank	USB	0.65%	02/24/21	02/24/26	1,050,000	1,050,000	1,407.00	1,826.00	08/24/21-Quarterly
State Bank of India Chicago	Certificate of Deposit	USB	0.70%	02/25/21	02/25/26	247,755	249,000	1,406.00	1,826.00	
Loop Capital Markets	Federal Home Loan Bank	USB	0.85%	02/26/21	02/26/26	424,469	425,000	1,405.00	1,826.00	5/26/21-Quarterly
BNY Mellon Capital	US Treasury Bond	USB	0.91%	04/01/21	03/31/26	466,402	470,000	1,371.00	1,825.00	
BNY Mellon Capital	US Treasury Bond	USB	0.84%	04/09/21	03/31/26	487,818	490,000	1,363.00	1,817.00	
Incapital	Federal Home Loan Bank	USB	1.11%	04/29/21	04/29/26	1,249,375	1,250,000	1,343.00	1,826.00	10/29/21-Quarterly
Daiwa Capital Markets	Federal Farm Credit Bank	USB	4.77%	05/16/24	05/08/26	499,823	500,000	230.00	722.00	
BMO Capital Markets	US Treasury Bond	USB	4.01%	12/06/22	05/31/26	1,408,828	1,500,000	757.00	1,272.00	

**HILLIARD CITY SCHOOL DISTRICT
INVESTMENT PORTFOLIO
AS OF DECEMBER 31, 2024**

Institution/Broker	Instrument	Holder	Stated	Settlement	Maturity	Purchase		Days to		Call Feature
			Rate	Date	Date	Price	Par	Days held	Maturity	
RBC Capital Markets	Farmer Mac	USB	4.32%	06/20/23	06/12/26	1,000,000	1,000,000	561.00	1,088.00	
TD Securities	US Treasury Note	USB	4.52%	02/16/24	06/15/26	1,982,656	2,000,000	320.00	850.00	
BMO Capital Markets	US Treasury Bond	USB	3.97%	12/06/22	06/30/26	1,396,230	1,500,000	757.00	1,302.00	
Stifel	Federal Farm Credit Bank	USB	4.80%	08/16/23	07/06/26	1,977,500	2,000,000	504.00	1,055.00	
Wells Fargo	US Treasury Note	USB	0.65%	08/03/21	07/31/26	174,747	175,000	1,247.00	1,823.00	
Incapital	Federal Home Loan Bank	USB	0.88%	08/17/21	08/17/26	575,000	575,000	1,233.00	1,826.00	08/17/22-One time
Stonex	Federal Home Loan Bank	USB	0.93%	08/25/21	08/25/26	750,000	750,000	1,225.00	1,826.00	02/25/22-One time
Wells Fargo	US Treasury Note	USB	1.14%	10/20/21	08/31/26	490,781	500,000	1,169.00	1,776.00	
RBC Capital Markets	US Treasury Note	USB	1.01%	09/30/21	09/30/26	1,142,408	1,150,000	1,189.00	1,826.00	
Stonex	Federal Home Loan Bank	USB	4.18%	06/07/23	10/28/26	909,700	1,000,000	574.00	1,239.00	
Wells Fargo	US Treasury Note	USB	1.50%	11/30/21	11/30/26	996,523	1,000,000	1,128.00	1,826.00	
RBC Capital Markets	Federal Home Loan Bank	USB	4.05%	12/07/22	12/11/26	2,032,554	2,000,000	756.00	1,465.00	
Stifel	US Treasury Note	USB	4.43%	02/16/24	12/15/26	2,516,161	2,520,000	320.00	1,033.00	
BNY Mellon Capital	US Treasury Note	USB	1.32%	01/10/22	12/23/26	642,383	650,000	1,087.00	1,808.00	
Stonex	US Treasury Note	USB	3.60%	05/16/23	01/31/27	1,159,521	1,250,000	596.00	1,356.00	
RBC Capital Markets	Agency Bond	USB	3.07%	05/10/22	02/01/27	1,487,295	1,500,000	967.00	1,728.00	
Stonex	US Treasury Note	USB	3.90%	02/08/23	02/15/27	1,878,281	2,000,000	693.00	1,468.00	
Stonex	US Treasury Note	USB	4.15%	02/21/23	02/15/27	232,734	250,000	680.00	1,455.00	
Key Bank	Federal Farm Credit Bank	USB	1.79%	03/04/22	02/16/27	1,000,440	1,000,000	1,034.00	1,810.00	
Academy Securities	Federal Farm Credit Bank	USB	4.41%	03/14/24	03/08/27	1,103,807	1,105,000	293.00	1,089.00	
Morgan Stanley	Agency Bond	USB	3.85%	03/29/23	03/27/27	1,491,296	1,485,000	644.00	1,459.00	
Wells Fargo	Federal Home Loan Bank	USB	4.75%	04/15/24	04/09/27	999,970	1,000,000	261.00	1,089.00	
Stifel	Federal Farm Credit Bank	USB	3.88%	05/01/23	04/26/27	250,668	250,000	611.00	1,456.00	
BMO Capital Markets	US Treasury Note	USB	2.90%	05/02/22	04/30/27	1,241,455	1,250,000	975.00	1,824.00	
RBC Capital Markets	US Treasury Bond	USB	3.10%	06/10/22	05/15/27	967,188	1,000,000	936.00	1,800.00	
Stonex	Federal Home Loan Bank	USB	4.41%	07/21/23	05/27/27	625,562	700,000	530.00	1,406.00	
Insperex LLC	Federal Home Loan Bank	USB	3.71%	05/16/23	06/11/27	1,246,098	1,250,000	596.00	1,487.00	
D. A. Davidson & Co	Federal Home Loan Bank	USB	4.22%	06/14/23	06/11/27	996,440	1,000,000	567.00	1,458.00	
RBC Capital Markets	US Treasury Note	USB	3.94%	09/23/22	06/30/27	1,455,234	1,500,000	831.00	1,741.00	
BNY Mellon Capital - State Bank of India	Certificate of Deposit	USB	3.56%	08/16/22	08/16/27	243,775	250,000	869.00	1,826.00	
BNY Mellon Capital - Capital One NA	Certificate of Deposit	USB	3.51%	08/17/22	08/17/27	243,775	250,000	868.00	1,826.00	
BNY Mellon Capital - Capital One NA	Certificate of Deposit	USB	3.51%	08/17/22	08/17/27	243,775	250,000	868.00	1,826.00	
Stifel - 3rd Savings & Loan Cleveland	Certificate of Deposit	USB	3.40%	08/19/22	08/19/27	243,898	250,000	866.00	1,826.00	
KeyBanc Capital Markets	Federal Farm Credit Bank	USB	3.94%	09/26/22	09/15/27	1,462,140	1,500,000	828.00	1,815.00	
Stonex	Agency Bond	USB	4.83%	10/02/23	10/15/27	1,449,645	1,500,000	457.00	1,474.00	
BMO Capital Markets	US Treasury Note	USB	3.81%	12/06/22	10/31/27	1,520,918	1,500,000	757.00	1,790.00	
BMO Capital Markets	US Treasury Bond	USB	3.82%	12/06/22	11/15/27	1,394,766	1,500,000	757.00	1,805.00	
Loop Capital Markets	Federal Farm Credit Bank	USB	3.80%	12/07/22	12/07/27	1,995,400	2,000,000	756.00	1,826.00	
Stifel	US Treasury Note	USB	3.84%	02/08/23	01/31/28	1,969,766	2,000,000	693.00	1,818.00	
Morgan Stanley	US Treasury Note	USB	4.41%	11/29/24	03/31/29	934,423	1,000,000	33.00	1,583.00	
BMO Capital Markets	US Treasury Note	USB	4.14%	11/29/24	05/31/29	943,594	1,000,000	33.00	1,644.00	
BMO Capital Markets	US Treasury Note	USB	4.34%	11/18/24	06/30/29	954,727	1,000,000	44.00	1,685.00	
Wells Fargo	US Treasury Note	USB	4.30%	11/18/24	09/30/29	1,405,993	1,425,000	44.00	1,777.00	
Bank of America Merrill Lynch	US Treasury Note	USB	4.13%	12/02/24	11/30/29	1,499,871	4,500,000	30.00	1,824.00	
Total Portfolio						121,926,577	126,665,809	824.45	1,406.13	

**HILLIARD CITY SCHOOL DISTRICT
INVESTMENT PORTFOLIO
AS OF DECEMBER 31, 2024**

Institution/Broker	Instrument	Holder	Stated	Settlement	Maturity	Purchase	Par	Days held	Days to	Call Feature
		%	Rate	Date	Date	Price			Maturity	
	Total									
Bank Accounts	\$	8,970,470	7.36%		Monthly Interest	\$ 592,082				
Certificates of Deposit	\$	1,471,542	1.21%		Total Interest Year To Date	\$ 3,035,628				
Commercial Paper	\$	3,056,446	2.51%							
Agencies	\$	39,917,487	32.74%		Weighted Avg Yld to Maturity	3.45%				
Treasuries	\$	44,463,292	36.47%		Weighted Average Maturity	453.67 Days				
StarOhio	\$	24,047,339	19.72%							
Total Portfolio	\$	121,926,577	100.00%							



**HILLIARD CITY SCHOOL DISTRICT
INVESTMENT PORTFOLIO - BUILDING FUND
AS OF DECEMBER 31, 2024**

Institution/Broker	Instrument	Holder	Stated Rate	Settlement Date	Maturity Date	Purchase Price	Par	Days held	Days to Maturity	Call Feature
ACTIVE FUNDS										
StarOhio	Money Market	n/a	4.70%	12/31/24	01/01/25	15,024,633	15,024,633	1.00	1.00	
Total Portfolio						15,024,633	15,024,633	1.00	1.00	

	Total	%
Bank Accounts		
Certificates of Deposit		
Commercial Paper		
Agencies		
Treasuries		
StarOhio	\$ 15,024,633	100.00%
Total Portfolio	\$ 15,024,633	100.00%

Monthly Interest	\$	24,633
Total Interest Year To Date	\$	15,024,633
Weighted Avg Yld to Maturity		4.70%

POWERSCHOOL LLC
 DATE: 01/08/2025
 TIME: 08:54:08

HILLIARD CITY SCHOOL DISTRICT
 OUTSTANDING CHECKS

PAGE NUMBER: 1
 ACCTPA21
 ACCOUNTING PERIOD: 7/25

SELECTION CRITERIA:

FUND/SCC - 0010000 - GENERAL FUND

CASH ACCT	CHECK NUMBER	DATE ISSUED	DATE CLEARED	-----VENDOR-----	CLEARED	OUTSTANDING
A10100	V6938	12/02/2024	12/02/2024	00999027 HUNTINGTON BANK	2,127,556.25	
A10100	V6939	12/02/2024	12/02/2024	00999034 U.S. BANK N.A.	1,538,050.00	
A10100	V6940	12/05/2024	12/05/2024	00999027 HUNTINGTON BANK	166.29	
A10100	V6941	12/05/2024	12/05/2024	00999100 DELTA DENTAL	29,751.45	
A10100	V6942	12/05/2024	12/05/2024	00999101 VERIZON WIRELESS	480.55	
A10100	V6943	12/05/2024	12/05/2024	00999109 BANK OF AMERICA	258.87	
A10100	V6944	12/05/2024	12/05/2024	00999124 NATIONAL BENEFIT SERVICES	1,987.65	
A10100	V6945	12/05/2024	12/05/2024	00999134 CVS/CAREMARK	132,351.00	
A10100	V6946	12/05/2024	12/05/2024	00999141 PROCARE SOFTWARE - TUITIO	8,160.69	
A10100	V6947	12/06/2024	12/06/2024	00999118 ESC OF CENTRAL OHIO	295,759.94	
A10100	V6948	12/06/2024	12/06/2024	00999036 ARAMARK SCHOOL SUPPORT SE	100,000.00	
A10100	V6949	12/06/2024	12/06/2024	00999103 COLUMBUS CITY TREASURER	10,253.99	
A10100	V6950	12/09/2024	12/09/2024	00999134 CVS/CAREMARK	301,369.80	
A10100	V6951	12/10/2024	12/10/2024	00999100 DELTA DENTAL	32,641.42	
A10100	V6952	12/10/2024	12/10/2024	00999106 AEP	124.80	
A10100	V6968	12/11/2024	12/11/2024	00999106 AEP	58.11	
A10100	V6969	12/12/2024	12/12/2024	PY999591 STRS OHIO - EMPLOYEE SHAR	460.41	
A10100	V6970	12/12/2024	12/12/2024	00999106 AEP	156.09	
A10100	V6971	12/12/2024	12/12/2024	00999135 MERITAIN HEALTH	567,871.46	
A10100	V6972	12/13/2024	12/13/2024	00999027 HUNTINGTON BANK	1,050.48	
A10100	V6973	12/13/2024	12/13/2024	00999036 ARAMARK SCHOOL SUPPORT SE	100,000.00	
A10100	V6974	12/13/2024	12/13/2024	00999106 AEP	49,080.94	
A10100	V6975	12/13/2024	12/13/2024	00999116 FIELD TRIPS - MEMO	362.42	
A10100	V6976	12/16/2024	12/16/2024	00999106 AEP	7,388.44	
A10100	V6977	12/16/2024	12/16/2024	00999135 MERITAIN HEALTH	952,414.51	
A10100	V6978	12/17/2024	12/17/2024	00999135 MERITAIN HEALTH	26,399.00	
A10100	V6979	12/17/2024	12/17/2024	00999100 DELTA DENTAL	33,935.94	
A10100	V6980	12/17/2024	12/17/2024	00999106 AEP	64.57	
A10100	V6981	12/17/2024	12/17/2024	00999110 AMERITAS GROUP	25,519.76	
A10100	V6982	12/17/2024	12/17/2024	00999134 CVS/CAREMARK	253,622.99	
A10100	V6983	12/17/2024	12/17/2024	00999116 FIELD TRIPS - MEMO	562.29	
A10100	V6984	12/19/2024	12/19/2024	PY999591 STRS OHIO - EMPLOYEE SHAR	209.20	
A10100	V6985	12/19/2024	12/19/2024	00027990 DRAGONFLY ATHLETICS LLC -	17,073.28	
A10100	V6986	12/19/2024	12/19/2024	00999103 COLUMBUS CITY TREASURER	2,880.83	
A10100	V6987	12/19/2024	12/19/2024	00999106 AEP	41,239.23	
A10100	V6989	12/19/2024	12/19/2024	00999107 DIRECT ENERGY	6,067.33	
A10100	V6990	12/20/2024	12/20/2024	00999118 ESC OF CENTRAL OHIO	216,844.85	
A10100	V7003	12/20/2024	12/20/2024	00015000 PNC BANK	73,057.85	
A10100	V7004	12/20/2024	12/20/2024	00028128 AMAZON - PNC BANK	84.94	
A10100	V7028	12/30/2024	12/30/2024	PY999600 PLAN CONNECT	50.00	
A10100	V7035	12/11/2024	12/11/2024	00028448 BALD EAGLE INVESTMENTS LL	100,000.00	
A10100	V7036	12/31/2024	12/31/2024	PY999450 STRS OHIO - BD SHARE	957.96	
A10100	V7037	12/31/2024	12/31/2024	00999135 MERITAIN HEALTH	1,419,171.63	
A10100	V7038	12/31/2024	12/31/2024	00999134 CVS/CAREMARK	313,100.89	
A10100	V7039	12/31/2024	12/31/2024	00999100 DELTA DENTAL	44,187.51	
A10100	V7040	12/31/2024	12/31/2024	00999034 U.S. BANK N.A.	576.69	
A10100	V7041	12/31/2024	12/31/2024	00999112 MY PAYMENTS PLUS	2,228.85	
A10100	V7042	12/31/2024	12/31/2024	00999117 SEDGWICK CLAIMS MANAGEMEN	3,886.21	
A10100	V7043	12/31/2024	12/31/2024	9997628 MEEDER PUBLIC FUNDS INC	3,081.60	
A10100	V7044	12/31/2024	12/31/2024	00999124 NATIONAL BENEFIT SERVICES	88,161.33	
A10100	218761	12/05/2024	01/07/2025	00000099 DELILLE OXYGEN CO.	52.00	
A10100	218762	12/05/2024	01/07/2025	00000274 LOFT VIOLIN SHOP	662.00	
A10100	218763	12/05/2024	01/07/2025	00000369 TRANSPORTATION ACCESSORIE	778.48	

SELECTION CRITERIA:

FUND/SCC - 0010000 - GENERAL FUND

CASH ACCT	CHECK NUMBER	DATE ISSUED	DATE CLEARED	-----VENDOR-----	CLEARED	OUTSTANDING
A10100	218764	12/05/2024	01/07/2025	00000383 STANTON'S SHEET MUSIC	923.94	
A10100	218768	12/05/2024	01/07/2025	00003911 FERGUSON ENTERPRISES LLC	70.71	
A10100	218770	12/05/2024	01/07/2025	00004668 PAUL PETERSON CO.	18.75	
A10100	218773	12/05/2024	01/07/2025	00010974 RENT A JOHN	234.00	
A10100	218775	12/05/2024	01/07/2025	00011127 CCP INDUSTRIES	202.65	
A10100	218777	12/05/2024	12/09/2024	00011513 ABLE PRINTING COMPANY	2,288.57	
A10100	218781	12/05/2024	01/07/2025	00018996 DECKER EQUIPMENT	155.45	
A10100	218782	12/05/2024	01/07/2025	00020409 CARMEN'S DISTRIBUTION SYS	502.28	
A10100	218795	12/05/2024	12/17/2024	00025027 GREEN AND SONS LTD	318.24	
A10100	218796	12/05/2024	12/13/2024	00025059 GREENSOURCE CINCINNATI	9,519.18	
A10100	218799	12/05/2024	12/12/2024	00025729 CINCINNATI INSURANCE COMP	3,813.00	
A10100	218808	12/05/2024	12/13/2024	00027130 COMDOC INC	12,336.00	
A10100	218810	12/05/2024	01/07/2025	00027174 KINCAIDS IS MUSIC	115.99	
A10100	218813	12/05/2024	12/23/2024	00027294 PLATTENBURG & ASSOCIATES,	1,300.00	
A10100	218814	12/05/2024	12/20/2024	00027496 I AM BOUNDLESS, INC.	38,278.00	
A10100	218815	12/05/2024	12/13/2024	00027546 CINTAS CORP NO 2	217.25	
A10100	218822	12/05/2024	12/10/2024	00013720 OHIO DEPT. OF AGRICULTURE	35.00	
A10100	218828	12/10/2024		00027767 WIPEBOOK CORP.		778.72
A10100	218829	12/12/2024	01/07/2025	00000369 TRANSPORTATION ACCESSORIE	109.60	
A10100	218830	12/12/2024	01/07/2025	00000383 STANTON'S SHEET MUSIC	1,558.61	
A10100	218832	12/12/2024	01/07/2025	00001278 W.W. GRAINGER	154.37	
A10100	218834	12/12/2024	12/24/2024	00001620 SOUTHARD SUPPLY INC.	47.15	
A10100	218835	12/12/2024	12/23/2024	00001842 TOLEDO PE SUPPLY	554.60	
A10100	218836	12/12/2024	12/19/2024	00002030 OASSA	234.00	
A10100	218838	12/12/2024		00002428 MAD RIVER MOUNTAIN SKI RE		365.00
A10100	218839	12/12/2024	01/07/2025	00003010 CAPITOL CITY GLASS & SCRE	473.53	
A10100	218841	12/12/2024	01/07/2025	00003628 COMMERCIAL PARTS & SERV O	809.88	
A10100	218847	12/12/2024	12/23/2024	00005619 TRANE PARTS & SUPPLY	3,568.00	
A10100	218848	12/12/2024	12/20/2024	00005630 GLOCKNER OIL COMPANY	773.80	
A10100	218851	12/12/2024	12/19/2024	00007269 OHIO BUREAU OF CRIMINAL I	5,563.50	
A10100	218854	12/12/2024	12/23/2024	00008102 LOWE'S COMPANIES	1,676.95	
A10100	218859	12/12/2024	01/07/2025	00010394 CUMMINS INTERSTATE POWER	810.00	
A10100	218863	12/12/2024	01/07/2025	00011309 FLYERS PIZZA AND SUBS	562.07	
A10100	218864	12/12/2024	01/07/2025	00011463 ARES SPORTSWEAR	2,599.00	
A10100	218865	12/12/2024	12/20/2024	00011513 ABLE PRINTING COMPANY	218.97	
A10100	218866	12/12/2024	01/07/2025	00011647 KELVIN	257.50	
A10100	218869	12/12/2024	12/27/2024	00012346 SAINT CHARLES PREPARATORY	324.00	
A10100	218871	12/12/2024	12/31/2024	00013169 OHSBCA COACHES ASSOCIATIO	25.00	
A10100	218872	12/12/2024		00013368 THOMAS WORTHINGTON HIGH S		600.00
A10100	218873	12/12/2024	12/19/2024	00013665 AMERICHEER COMPETITIONS	835.00	
A10100	218877	12/12/2024	01/07/2025	00014666 B & C COMMUNICATIONS	1,641.48	
A10100	218880	12/12/2024	12/20/2024	00015259 OSBA	2,670.00	
A10100	218883	12/12/2024	12/23/2024	00015923 STUDIES WEEKLY	586.51	
A10100	218886	12/12/2024	12/27/2024	00016722 CENTERVILLE HIGH SCHOOL	550.00	
A10100	218889	12/12/2024	01/07/2025	00017522 SKINNER DIESEL SERVICE	196.67	
A10100	218891	12/12/2024	12/20/2024	00019138 OHSAA FOUNDATION	340.00	
A10100	218896	12/12/2024	12/30/2024	00021650 SHANE KELBLEY	1,500.00	
A10100	218897	12/12/2024	01/07/2025	00021691 J.W. PEPPER & SON, INC.	138.10	
A10100	218905	12/12/2024	01/07/2025	00022052 MUSIC AND ARTS	1,000.39	
A10100	218907	12/12/2024	12/20/2024	00022288 HABEGGER CORPORATION	12.15	
A10100	218909	12/12/2024	12/24/2024	00022577 OHIO HEALTH	8,119.80	
A10100	218920	12/12/2024	01/07/2025	00023552 HENRY SCHEIN INC.	634.01	
A10100	218929	12/12/2024	01/07/2025	00023915 ROJEN COMPANY	88.60	

POWERSCHOOL LLC
 DATE: 01/08/2025
 TIME: 08:54:08

HILLIARD CITY SCHOOL DISTRICT
 OUTSTANDING CHECKS

PAGE NUMBER: 3
 ACCTPA21
 ACCOUNTING PERIOD: 7/25

SELECTION CRITERIA:

FUND/SCC - 0010000 - GENERAL FUND

CASH ACCT	CHECK NUMBER	DATE ISSUED	DATE CLEARED	-----VENDOR-----	CLEARED	OUTSTANDING
A10100	218931	12/12/2024		00024121 CENTERBURG LOCAL SCHOOL D		250.00
A10100	218943	12/12/2024	12/20/2024	00024597 ROYAL DOCUMENT DESTRUCTIO	123.00	
A10100	218944	12/12/2024	12/19/2024	00024651 OFFICE CITY EXPRESS	1,765.89	
A10100	218948	12/12/2024	12/19/2024	00024785 COMPLETE RESTORATION SERV	8,200.00	
A10100	218954	12/12/2024	12/20/2024	00025127 THREE LEAF SOLUTIONS LLC	601.45	
A10100	218967	12/12/2024		00025790 PLEASANT LOCAL SCHOOLS		250.00
A10100	218972	12/12/2024	12/23/2024	00026135 OHIO ATHLETIC COMMITTEE	300.00	
A10100	218976	12/12/2024		00026280 KRISTINA BOPE		25.00
A10100	218990	12/12/2024		00026877 XYLEM WATER SOLUTIONS USA		3,867.00
A10100	219001	12/12/2024	01/07/2025	00027174 KINCAIDS IS MUSIC	19.18	
A10100	219002	12/12/2024	01/07/2025	00027251 IBS OF GREATER COLUMBUS	728.76	
A10100	219008	12/12/2024	12/17/2024	00027370 GCL EDUCATION SERVICES	5,760.00	
A10100	219013	12/12/2024	12/20/2024	00027546 CINTAS CORP NO 2	217.25	
A10100	219016	12/12/2024	12/31/2024	00027652 RUMPKE OF OHIO, INC.	16,197.47	
A10100	219021	12/12/2024	12/20/2024	00027681 COOL CATS SITES ENTERTAIN	971.00	
A10100	219032	12/12/2024	01/07/2025	00028038 THE DAILY REPORTER INC.	66.00	
A10100	219042	12/12/2024	12/23/2024	00028413 FRANKLIN JACKSON DEKLE	50.00	
A10100	219043	12/12/2024	12/19/2024	00028424 CHRISTIAN CHILDREN'S HOME	2,200.00	
A10100	219044	12/12/2024	12/31/2024	00028430 ON PAR SIMULATORS LLC	1,235.00	
A10100	219046	12/12/2024	12/23/2024	00809739 ERIN REILLY-SANDERS	5.00	
A10100	219047	12/12/2024	12/24/2024	RF210841 KATHLEEN HEINMILLER	5.00	
A10100	219048	12/12/2024		RF212087 EUNICE VERRILLI		5.00
A10100	219049	12/12/2024	12/20/2024	RF212701 REBECCA SMITH	100.00	
A10100	219050	12/12/2024		RF212702 JENNIFER SAILOR		5.00
A10100	219051	12/12/2024		RF212703 DANIEL CLARK		5.00
A10100	219052	12/12/2024		RF212704 DENISE BECERRA		5.00
A10100	219053	12/12/2024		RF212705 ELVINA PEREZ		5.00
A10100	219054	12/12/2024		RF212706 MEGAN REED		5.00
A10100	219055	12/12/2024	12/23/2024	RF212707 NATALIE SOLONENKO	5.00	
A10100	219056	12/12/2024	12/20/2024	RF212708 MAYSA HUSSEIN	35.00	
A10100	219057	12/12/2024		RF212709 FARDOSA ROBLE		35.00
A10100	219058	12/16/2024	12/18/2024	00028445 HILLIARD THARP PTO	1,161.50	
A10100	219059	12/18/2024	01/07/2025	00000369 TRANSPORTATION ACCESSORIE	1,229.20	
A10100	219061	12/18/2024	01/07/2025	00001278 W.W. GRAINGER	713.65	
A10100	219062	12/18/2024	01/07/2025	00003911 FERGUSON ENTERPRISES LLC	2,122.61	
A10100	219064	12/18/2024	01/07/2025	00004481 FLINN SCIENTIFIC INC.	66.00	
A10100	219065	12/18/2024	12/26/2024	00004711 FOLLETT CONTENT SOLUTIONS	974.11	
A10100	219066	12/18/2024	12/26/2024	00005406 EDUCATIONAL THEATRE ASSOC	129.00	
A10100	219067	12/18/2024	12/30/2024	00005619 TRANE PARTS & SUPPLY	42.40	
A10100	219068	12/18/2024	12/23/2024	00005630 GLOCKNER OIL COMPANY	562.55	
A10100	219071	12/18/2024	01/07/2025	00008375 FOLLETT LIBRARY RESOURCES	808.25	
A10100	219074	12/18/2024	01/07/2025	00009711 SCHOOL HEALTH CORPORATION	22.40	
A10100	219076	12/18/2024	01/07/2025	00010033 OAESA	295.00	
A10100	219077	12/18/2024		00010128 SAMUEL D. KOON & ASSOCIAT		4,250.00
A10100	219080	12/18/2024	01/07/2025	00011149 ALUMINUM ATHLETIC EQUIPME	6,145.00	
A10100	219083	12/18/2024	12/30/2024	00012346 SAINT CHARLES PREPARATORY	128.00	
A10100	219084	12/18/2024	01/07/2025	00013431 JOSTENS	1,877.95	
A10100	219086	12/18/2024	01/07/2025	00014666 B & C COMMUNICATIONS	227.28	
A10100	219088	12/18/2024	12/24/2024	00015520 UNITED ART & EDUCATION	57.55	
A10100	219089	12/18/2024	01/07/2025	00017522 SKINNER DIESEL SERVICE	87.50	
A10100	219091	12/18/2024	01/07/2025	00018343 TRUGREEN CHEMLAWN	6,781.86	
A10100	219092	12/18/2024	01/07/2025	00018996 DECKER EQUIPMENT	255.64	
A10100	219095	12/18/2024	12/30/2024	00019946 HYLANT ADMINISTRATIVE SER	1,553.00	

POWERSCHOOL LLC
 DATE: 01/08/2025
 TIME: 08:54:08

HILLIARD CITY SCHOOL DISTRICT
 OUTSTANDING CHECKS

PAGE NUMBER: 4
 ACCTPA21
 ACCOUNTING PERIOD: 7/25

SELECTION CRITERIA:

FUND/SCC - 0010000 - GENERAL FUND

CASH ACCT	CHECK NUMBER	DATE ISSUED	DATE CLEARED	-----VENDOR-----	CLEARED	OUTSTANDING
A10100	219097	12/18/2024	01/07/2025	00020409 CARMEN'S DISTRIBUTION SYS	16,933.69	
A10100	219098	12/18/2024	01/07/2025	00020747 JOSTENS	18.89	
A10100	219100	12/18/2024		00021806 DUBLIN DAVIS MIDDLE SCHOO		200.00
A10100	219102	12/18/2024	01/07/2025	00022708 ROBERT BROOKE & ASSOCIATE	294.58	
A10100	219103	12/18/2024		00022991 NORTH UNION HIGH SCHOOL		200.00
A10100	219104	12/18/2024		00023148 SHELBY'S LAUNDROMAT		3,500.00
A10100	219105	12/18/2024	01/07/2025	00023552 HENRY SCHEIN INC.	207.44	
A10100	219106	12/18/2024	12/24/2024	00024239 BRIAR PATCH RANCH FOR KID	1,750.00	
A10100	219109	12/18/2024	12/30/2024	00024955 NAPA AUTO PARTS	1,341.56	
A10100	219114	12/18/2024		00025724 HIGHLAND LOCAL SCHOOL DIS		300.00
A10100	219115	12/18/2024	12/27/2024	00025761 ALBERT SPORTING GOODS	634.94	
A10100	219116	12/18/2024		00025816 AMERICAN FLOOR MATS		100.23
A10100	219118	12/18/2024	12/23/2024	00026135 OHIO ATHLETIC COMMITTEE	500.00	
A10100	219121	12/18/2024		00026425 BOILER SPECIALISTS, INC.		2,207.60
A10100	219122	12/18/2024		00026576 FORWARD EDGE		1,356.88
A10100	219125	12/18/2024		00026731 OLENTANGY ORANGE ATHLETIC		280.00
A10100	219128	12/18/2024	12/27/2024	00026907 QUADIANT, INC.	1,668.84	
A10100	219129	12/18/2024	12/30/2024	00027112 PRUDENTRX, LLC	10,535.68	
A10100	219130	12/18/2024	01/07/2025	00027174 KINCAIDS IS MUSIC	84.00	
A10100	219132	12/18/2024		00027291 INDUSTRIAL SALES CO., INC		596.00
A10100	219135	12/18/2024	01/07/2025	00027502 GAME ONE	2,479.70	
A10100	219136	12/18/2024	12/26/2024	00027546 CINTAS CORP NO 2	224.40	
A10100	219142	12/18/2024		00027901 VALLEY FORD OF COLUMBUS		64.50
A10100	219143	12/18/2024		00027920 J L DIMEL LLC		7,750.00
A10100	219146	12/18/2024	12/26/2024	00028076 OFFICER ANTHONY IRBY	270.00	
A10100	219148	12/18/2024	12/30/2024	00028116 WELLBEATS INC	20,160.00	
A10100	219150	12/18/2024		00028239 PRINTED SOLID INC		215.94
A10100	219153	12/18/2024		00028431 WESTFALL LOCAL SCHOOL DIS		250.00
A10100	219154	12/18/2024		00028439 SCOTT A PEALER, PGA		679.00
A10100	219155	12/18/2024	12/24/2024	00028444 OHIO HOSA	500.00	
A10100	219157	12/18/2024	12/24/2024	RF212345 LISA KOLP	60.00	
A10100	219158	12/18/2024		RF212710 JIM GUY		120.00
A10100	219159	12/18/2024		00808328 GRACE ANDERSON		33.00
A10100	219160	12/18/2024	12/24/2024	00808861 LISA RINEHART	33.00	
A10100	219161	12/18/2024	12/24/2024	00809003 ELLIE HUANG	66.00	
A10100	219162	12/18/2024	12/26/2024	00809808 JOSE LALAMA	66.00	
A10100	219163	12/18/2024	12/24/2024	807991 JENNIFER KARMAN	33.00	
A10100	219164	12/18/2024		RF200387 JACOB HARRY		33.00
A10100	219165	12/18/2024		RF200898 SAIDUL ISLAM		33.00
A10100	219166	12/18/2024	12/30/2024	RF212099 AHMED ALADHAMI	99.00	
A10100	219167	12/18/2024		RF212103 ALIREZA SAFA		99.00
A10100	219168	12/18/2024		RF212104 AMANDA DRAKE		33.00
A10100	219169	12/18/2024		RF212108 ANDREA LLOYD		132.00
A10100	219170	12/18/2024	12/31/2024	RF212109 ASAKO KIM	132.00	
A10100	219171	12/18/2024	12/24/2024	RF212110 ASUKA TONAMI	33.00	
A10100	219172	12/18/2024	12/23/2024	RF212111 AUREA MEJIA	99.00	
A10100	219173	12/18/2024		RF212114 BETZAIDA MARTINEZ		33.00
A10100	219174	12/18/2024		RF212125 CRISTIAN TRINIDAD		33.00
A10100	219175	12/18/2024	12/23/2024	RF212147 GABRIELA MARTINEZ ARZOLAY	66.00	
A10100	219176	12/18/2024	12/23/2024	RF212152 HAMDAN SAANI	99.00	
A10100	219177	12/18/2024		RF212167 JAYSON FIORILLE		66.00
A10100	219178	12/18/2024		RF212172 JESUS ACEVEDO		132.00
A10100	219179	12/18/2024	12/24/2024	RF212177 KANIE MUHAMMAD	99.00	

POWERSCHOOL LLC
 DATE: 01/08/2025
 TIME: 08:54:08

HILLIARD CITY SCHOOL DISTRICT
 OUTSTANDING CHECKS

PAGE NUMBER: 5
 ACCTPA21
 ACCOUNTING PERIOD: 7/25

SELECTION CRITERIA:

FUND/SCC - 0010000 - GENERAL FUND

CASH ACCT	CHECK NUMBER	DATE ISSUED	DATE CLEARED	-----VENDOR-----	CLEARED	OUTSTANDING
A10100	219180	12/18/2024	12/23/2024	RF212186 LENA KONTRAS	66.00	
A10100	219181	12/18/2024		RF212195 MANUELA GONZALEZ		99.00
A10100	219182	12/18/2024		RF212203 MOHAMED NOOR		99.00
A10100	219183	12/18/2024		RF212211 NICOLE MCDUGLE		99.00
A10100	219184	12/18/2024		RF212240 YAQIU CHEN		165.00
A10100	219185	12/18/2024	12/30/2024	RF212654 ANAS ABDALLAH	33.00	
A10100	219186	12/18/2024		RF212655 WALEED ALKHAZAALI		33.00
A10100	219187	12/18/2024		RF212656 ELHAM BANASER		66.00
A10100	219188	12/18/2024	12/23/2024	RF212657 CAROLINE BURROUGHS	33.00	
A10100	219189	12/18/2024	12/24/2024	RF212658 ALEXANDRA KORMANIK	33.00	
A10100	219190	12/18/2024		RF212659 RYAN CASTRO		33.00
A10100	219191	12/18/2024	12/30/2024	RF212660 ALISON HOWELL	99.00	
A10100	219192	12/18/2024	12/26/2024	RF212661 MATTHEW SUMINSKI	33.00	
A10100	219193	12/18/2024		RF212662 DANIELA RODRIGUEZ		33.00
A10100	219194	12/18/2024		RF212663 MOHAMMAD DADA		33.00
A10100	219195	12/18/2024	12/24/2024	RF212664 ALEXANDRA VERGARA	33.00	
A10100	219196	12/18/2024	12/30/2024	RF212665 MAYRA MALDONADO	33.00	
A10100	219197	12/18/2024		RF212666 MARIA GALARATTI		33.00
A10100	219198	12/18/2024		RF212667 SUKHWINDER GILL		99.00
A10100	219199	12/18/2024	12/26/2024	RF212668 RAYYAAN HAJI	33.00	
A10100	219200	12/18/2024		RF212669 MAHA HADID		33.00
A10100	219201	12/18/2024	12/26/2024	RF212670 NINEZ JADMAN	33.00	
A10100	219202	12/18/2024		RF212671 MOUNIA MOUHARRAR		99.00
A10100	219203	12/18/2024	12/24/2024	RF212672 WILLIAM KRISTOFF	33.00	
A10100	219204	12/18/2024		RF212673 ALAN LOPEZ MONTES		33.00
A10100	219205	12/18/2024		RF212674 ROMAN LORETI		33.00
A10100	219206	12/18/2024		RF212675 VANESSA MADRIGAL		66.00
A10100	219207	12/18/2024	12/26/2024	RF212676 YOUSSEF MAKKAOUI	66.00	
A10100	219208	12/18/2024	12/23/2024	RF212677 KAMELIA MASAD	66.00	
A10100	219209	12/18/2024		RF212678 IBRAHIM MOHAMED		33.00
A10100	219210	12/18/2024		RF212679 MINHAI MOHAMED		33.00
A10100	219211	12/18/2024	12/24/2024	RF212680 KANAR MUHAMMAD	33.00	
A10100	219212	12/18/2024	12/24/2024	RF212681 AMANDA CARTER	33.00	
A10100	219213	12/18/2024		RF212682 KATHY ORGEL		33.00
A10100	219214	12/18/2024	12/26/2024	RF212683 LARK PADAVICK	66.00	
A10100	219215	12/18/2024	12/26/2024	RF212684 AISHA BIBI	33.00	
A10100	219216	12/18/2024	12/31/2024	RF212685 MARIA SUAREZ	66.00	
A10100	219217	12/18/2024	12/26/2024	RF212686 KALSON SALAH	33.00	
A10100	219218	12/18/2024		RF212687 SUHIB SALEH		33.00
A10100	219219	12/18/2024		RF212688 NIMCO DERIA		66.00
A10100	219220	12/18/2024		RF212689 SUZANA VITANOVIC		66.00
A10100	219221	12/18/2024	12/30/2024	RF212690 SAHAR MOHAMED	33.00	
A10100	219222	12/18/2024		RF212691 HALIMA ABDULLE		33.00
A10100	219223	12/18/2024	12/27/2024	RF212692 SORANGEL LISSET FUENTES D	33.00	
A10100	219224	12/18/2024	12/23/2024	RF212693 OLIVER KNICELEY	33.00	
A10100	219225	12/18/2024		RF212694 REYNALDO PELAEZ		66.00
A10100	219226	12/18/2024		RF212695 FATOUMATA BAYO		33.00
A10100	219227	12/18/2024		RF212696 OMAR NAGY		99.00
A10100	219228	12/18/2024	12/26/2024	RF212697 ANTHONY DESANTIS	33.00	
A10100	219229	12/18/2024		RF212698 ZAKARIA AHMED		33.00
A10100	219230	12/18/2024		RF212699 ALICE SHORT		33.00
A10100	219231	12/18/2024	12/30/2024	RF212700 WILLIAM BOCCO	33.00	
A10100	V218765	12/05/2024	12/05/2024	00000427 ZANER BLOSER INC	654.34	

POWERSCHOOL LLC
DATE: 01/08/2025
TIME: 08:54:08

HILLIARD CITY SCHOOL DISTRICT
OUTSTANDING CHECKS

PAGE NUMBER: 6
ACCTPA21
ACCOUNTING PERIOD: 7/25

SELECTION CRITERIA:

FUND/SCC - 0010000 - GENERAL FUND

CASH ACCT	CHECK NUMBER	DATE ISSUED	DATE CLEARED	-----VENDOR-----	CLEARED	OUTSTANDING
A10100	V218766	12/05/2024	12/05/2024	00003027 LOEB ELECTRIC	21.05	
A10100	V218767	12/05/2024	12/05/2024	00003385 SPA ASSOCIATES	295.00	
A10100	V218769	12/05/2024	12/05/2024	00004266 COLUMBUS TEMP CONTROL	1,178.61	
A10100	V218771	12/05/2024	12/05/2024	00006839 FRAME & SPRING INC.	230.00	
A10100	V218772	12/05/2024	12/05/2024	00006978 CARDINAL BUS SALES & SERV	1,188.80	
A10100	V218774	12/05/2024	12/05/2024	00011023 NORWICH TOWNSHIP	5,100.00	
A10100	V218776	12/05/2024	12/05/2024	00011450 AQUA SCIENCE	1,660.80	
A10100	V218778	12/05/2024	12/05/2024	00011527 TRISTAR TRANSPORTATION	9,751.19	
A10100	V218779	12/05/2024	12/05/2024	00015292 FANNING/HOWEY ASSOCIATES	4,341.25	
A10100	V218780	12/05/2024	12/05/2024	00018659 SILCO FIRE PROTECTION	6,370.93	
A10100	V218783	12/05/2024	12/05/2024	00022200 ACCESS 2 INTERPRETERS	2,305.00	
A10100	V218784	12/05/2024	12/05/2024	00022266 BUCKEYE BRASS & WINDS	170.00	
A10100	V218785	12/05/2024	12/05/2024	00022427 SCOTT M SNYDER	20.90	
A10100	V218786	12/05/2024	12/05/2024	00023265 XTEK PARTNERS	23,369.00	
A10100	V218787	12/05/2024	12/05/2024	00023267 NEW STORY SCHOOLS-OHIO	35,697.00	
A10100	V218788	12/05/2024	12/05/2024	00023399 ALLISON L COLLURA	63.32	
A10100	V218789	12/05/2024	12/05/2024	00023825 ALLIED SOURCES	9,000.00	
A10100	V218790	12/05/2024	12/05/2024	00023873 BRIDGEWAY ACADEMY	53,321.00	
A10100	V218791	12/05/2024	12/05/2024	00024129 CERDANT INC	80,138.65	
A10100	V218792	12/05/2024	12/05/2024	00024292 PROCARE THERAPY	3,135.82	
A10100	V218793	12/05/2024	12/05/2024	00024575 HEATHER LYNNE CONRAD	90.19	
A10100	V218794	12/05/2024	12/05/2024	00024999 YVONNE ALICE HAIGHT	29.15	
A10100	V218797	12/05/2024	12/05/2024	00025176 CHRISTINA RENEE DAMERON	180.67	
A10100	V218798	12/05/2024	12/05/2024	00025360 PROLINK HEALTHCARE LLC	1,470.00	
A10100	V218800	12/05/2024	12/05/2024	00026332 ABILITY MATTERS	88,559.00	
A10100	V218801	12/05/2024	12/05/2024	00026411 RACHAEL LEE CABLE	43.95	
A10100	V218802	12/05/2024	12/05/2024	00026499 EXPRESS ELECTRIC LLC	4,805.00	
A10100	V218803	12/05/2024	12/05/2024	00026804 FREDERICK JAMES NEUHAUSEL	40.74	
A10100	V218804	12/05/2024	12/05/2024	00026832 OHIO HS WRESTLING COACHES	100.00	
A10100	V218805	12/05/2024	12/05/2024	00026930 JAMF SOFTWARE, LLC	111,344.50	
A10100	V218806	12/05/2024	12/05/2024	00027004 VITAL RECORDS CONTROL	34.30	
A10100	V218809	12/05/2024	12/05/2024	00027173 95 PERCENT GROUP INC.	495.00	
A10100	V218811	12/05/2024	12/05/2024	00027224 MARATHON HEALTH, LLC	86,171.36	
A10100	V218812	12/05/2024	12/05/2024	00027256 RAIN ONE INC	782.08	
A10100	V218816	12/05/2024	12/05/2024	00027784 PSI II LLC	2,808.00	
A10100	V218817	12/05/2024	12/05/2024	00027791 CERTIPORT	12,147.00	
A10100	V218818	12/05/2024	12/05/2024	00028156 STAPLES PIANO SERVICE LLC	780.00	
A10100	V218819	12/05/2024	12/05/2024	00028234 METTLE SERVICES LLC	1,946.70	
A10100	V218820	12/05/2024	12/05/2024	00028342 AMERGIS HEALTHCARE STAFFI	2,832.50	
A10100	V218821	12/05/2024	12/05/2024	0026015 SOLIANT HEALTH	1,356.89	
A10100	V218831	12/12/2024	12/12/2024	00001234 GORDON FLESCH CO	13.72	
A10100	V218833	12/12/2024	12/12/2024	00001539 COLUMBUS CLAY CO.	350.00	
A10100	V218837	12/12/2024	12/12/2024	00002205 STEFFENS-SHULTZ INC.	2,445.00	
A10100	V218840	12/12/2024	12/12/2024	00003027 LOEB ELECTRIC	170.25	
A10100	V218842	12/12/2024	12/12/2024	00003833 WEST MUSIC COMPANY INC	1,409.31	
A10100	V218843	12/12/2024	12/12/2024	00004291 PEARSON CLINICAL ASSESSME	739.20	
A10100	V218844	12/12/2024	12/12/2024	00004373 PERMA-BOUND BOOKS	1,659.40	
A10100	V218845	12/12/2024	12/12/2024	00004999 RIDDELL ALL AMERICAN	5,739.45	
A10100	V218846	12/12/2024	12/12/2024	00005423 GOPHER SPORT	165.30	
A10100	V218849	12/12/2024	12/12/2024	00006386 APPLE INC.	1,030.21	
A10100	V218850	12/12/2024	12/12/2024	00006660 ORIENTAL TRADING	174.27	
A10100	V218852	12/12/2024	12/12/2024	00007596 DER DUTCHMAN RESTAURANT	2,901.38	
A10100	V218853	12/12/2024	12/12/2024	00007929 MELINDA J MORDARSKI	50.00	

SELECTION CRITERIA:

FUND/SCC - 0010000 - GENERAL FUND

CASH ACCT	CHECK NUMBER	DATE ISSUED	DATE CLEARED	-----VENDOR-----	CLEARED	OUTSTANDING
A10100	V218855	12/12/2024	12/12/2024	00008549 STERLING PAPER CO.	345.04	
A10100	V218856	12/12/2024	12/12/2024	00009150 ESC OF CENTRAL OHIO	26,176.02	
A10100	V218857	12/12/2024	12/12/2024	00009226 JOHNSTONE SUPPLY	213.63	
A10100	V218858	12/12/2024	12/12/2024	00009301 THE BUCKEYE RANCH	754.52	
A10100	V218860	12/12/2024	12/12/2024	00010960 JOYCE ANN BRICKLEY	25.00	
A10100	V218861	12/12/2024	12/12/2024	00011101 HILLIARD FLORAL DESIGN	94.95	
A10100	V218862	12/12/2024	12/12/2024	00011116 SCHOOL SPECIALTY LLC	44.43	
A10100	V218867	12/12/2024	12/12/2024	00011824 STAPLES BUSINESS ADVANTAG	39.52	
A10100	V218868	12/12/2024	12/12/2024	00011998 HILLIARD AREA CHAMBER	30.00	
A10100	V218870	12/12/2024	12/12/2024	00013143 ARAMARK - LUNCHROOM SERVI	415,017.62	
A10100	V218874	12/12/2024	12/12/2024	00013991 RICH BOETTNER	60.00	
A10100	V218875	12/12/2024	12/12/2024	00014140 ARAMARK	673.75	
A10100	V218876	12/12/2024	12/12/2024	00014233 CDW-G	50,382.95	
A10100	V218878	12/12/2024	12/12/2024	00014883 SCHOOL PRIDE LIMITED	9,280.00	
A10100	V218879	12/12/2024	12/12/2024	00014949 CRAIG C VROOM	50.00	
A10100	V218881	12/12/2024	12/12/2024	00015337 LAB-AIDS INC.	237.55	
A10100	V218882	12/12/2024	12/12/2024	00015874 ROY R WALKER	60.00	
A10100	V218884	12/12/2024	12/12/2024	00016252 GREGORY S HENNES	25.00	
A10100	V218885	12/12/2024	12/12/2024	00016567 FRIENDSOFFICE	30.26	
A10100	V218887	12/12/2024	12/12/2024	00017449 KAYLA RENEE PINNICK	25.00	
A10100	V218888	12/12/2024	12/12/2024	00017481 COLUMBUS SPEECH & HEARING	250.00	
A10100	V218890	12/12/2024	12/12/2024	00018659 SILCO FIRE PROTECTION	2,299.50	
A10100	V218892	12/12/2024	12/12/2024	00019214 SABINE KAWMI CANTY	212.39	
A10100	V218893	12/12/2024	12/12/2024	00019827 NATHAN ANDREW BOBEK	25.00	
A10100	V218894	12/12/2024	12/12/2024	00020058 CORI A KINDL	60.00	
A10100	V218895	12/12/2024	12/12/2024	00020745 US TOGETHER	1,395.00	
A10100	V218898	12/12/2024	12/12/2024	00021816 ANITA KAHLE DALLUGE	25.00	
A10100	V218899	12/12/2024	12/12/2024	00021818 ASIAN AMERICAN	60.00	
A10100	V218900	12/12/2024	12/12/2024	00021824 ASIST TRANSLATION SERVICE	40.00	
A10100	V218901	12/12/2024	12/12/2024	00021946 CATHY L REDDING	60.00	
A10100	V218902	12/12/2024	12/12/2024	00021949 DAVE HUSTON	60.00	
A10100	V218903	12/12/2024	12/12/2024	00021959 KEVIN LANDON	25.00	
A10100	V218904	12/12/2024	12/12/2024	00022021 CHEMCOTE INC.	36,921.00	
A10100	V218906	12/12/2024	12/12/2024	00022194 CHRISTOPHER M LUDBAN	25.00	
A10100	V218908	12/12/2024	12/12/2024	00022427 SCOTT M SNYDER	25.00	
A10100	V218910	12/12/2024	12/12/2024	00022589 MICHAEL P ABRAHAM	60.00	
A10100	V218911	12/12/2024	12/12/2024	00022594 MICHAEL P MCDONOUGH	60.00	
A10100	V218912	12/12/2024	12/12/2024	00022610 RICH & GILLIS LAW GROUP	8,441.39	
A10100	V218913	12/12/2024	12/12/2024	00023107 SHELLI D MILLER	25.00	
A10100	V218914	12/12/2024	12/12/2024	00023168 JAMIE E LENNOX	134.37	
A10100	V218915	12/12/2024	12/12/2024	00023189 ERIN K DOOLEY	25.00	
A10100	V218916	12/12/2024	12/12/2024	00023204 AMY L CASE	25.00	
A10100	V218917	12/12/2024	12/12/2024	00023222 MARK D TREMAYNE	25.00	
A10100	V218918	12/12/2024	12/12/2024	00023271 GATEWAY FENCE CO.	2,693.21	
A10100	V218919	12/12/2024	12/12/2024	00023441 KEVIN M BUCHMAN	25.00	
A10100	V218921	12/12/2024	12/12/2024	00023574 MARK E POHLMAN	60.00	
A10100	V218922	12/12/2024	12/12/2024	00023587 JACOB A GRANTIER	25.00	
A10100	V218923	12/12/2024	12/12/2024	00023652 KATIE ROSE SALYER	25.00	
A10100	V218924	12/12/2024	12/12/2024	00023751 MODERN OFFICE METHODS	44.18	
A10100	V218925	12/12/2024	12/12/2024	00023825 ALLIED SOURCES	656.85	
A10100	V218926	12/12/2024	12/12/2024	00023871 KRISTINA SUZANNE CULP	134.13	
A10100	V218927	12/12/2024	12/12/2024	00023873 BRIDGEMWAY ACADEMY	3,823.75	
A10100	V218928	12/12/2024	12/12/2024	00023875 MOLLY NOEL WALKER	25.00	

SELECTION CRITERIA:

FUND/SCC - 0010000 - GENERAL FUND

CASH ACCT	CHECK NUMBER	DATE ISSUED	DATE CLEARED	-----VENDOR-----	CLEARED	OUTSTANDING
A10100	V218930	12/12/2024	12/12/2024	00024075 BRIAN CHARLES HART	25.00	
A10100	V218933	12/12/2024	12/12/2024	00024167 SPIRIT SERVICES	1,875.01	
A10100	V218934	12/12/2024	12/12/2024	00024237 KEITH RABLEY	60.00	
A10100	V218935	12/12/2024	12/12/2024	00024238 ARCHIE ARMENTROUT	60.00	
A10100	V218936	12/12/2024	12/12/2024	00024262 RUSH TRUCK CENTERS OF OHI	7.95	
A10100	V218937	12/12/2024	12/12/2024	00024292 PROCARE THERAPY	1,440.30	
A10100	V218938	12/12/2024	12/12/2024	00024419 HILARY P SLOAT	25.00	
A10100	V218939	12/12/2024	12/12/2024	00024433 HERBERT HIGGINBOTHAM JR.	25.00	
A10100	V218940	12/12/2024	12/12/2024	00024473 MATTHEW E SPARKS	25.00	
A10100	V218941	12/12/2024	12/12/2024	00024495 RIDDLE INVESTIGATIONS	2,500.00	
A10100	V218942	12/12/2024	12/12/2024	00024560 STACIE LYNN VANDEUSEN	60.00	
A10100	V218945	12/12/2024	12/12/2024	00024684 JONATHAN P WAY	25.00	
A10100	V218946	12/12/2024	12/12/2024	00024749 MATTHEW W TROMBITAS	25.00	
A10100	V218947	12/12/2024	12/12/2024	00024765 CORTNEY D HAMILTON	25.00	
A10100	V218949	12/12/2024	12/12/2024	00024862 KATHERINE ANN HUETER	50.00	
A10100	V218950	12/12/2024	12/12/2024	00024937 STACY ELIZABETH CARTER	50.00	
A10100	V218951	12/12/2024	12/12/2024	00024950 E & H ACE HARDWARE GROUP	230.60	
A10100	V218952	12/12/2024	12/12/2024	00024983 MATTHEW LEE MIDDLETON	50.00	
A10100	V218953	12/12/2024	12/12/2024	00025051 BEST RESTAURANT EQUIPMENT	17,602.37	
A10100	V218955	12/12/2024	12/12/2024	00025130 INTERPRETING PLUS LLC	12,096.00	
A10100	V218956	12/12/2024	12/12/2024	00025216 CAPITAL DOOR SOLUTIONS I	50,412.16	
A10100	V218957	12/12/2024	12/12/2024	00025270 K12 TECH REPAIRS COLUMBUS	2,560.00	
A10100	V218958	12/12/2024	12/12/2024	00025469 RYAN YOUNG	60.00	
A10100	V218959	12/12/2024	12/12/2024	00025517 GREAT MINDS PBC	11,700.00	
A10100	V218960	12/12/2024	12/12/2024	00025584 BROOKE CHRISTEN RAUSCH	52.60	
A10100	V218961	12/12/2024	12/12/2024	00025590 PROFESSIONAL SERVICE INDU	1,800.00	
A10100	V218962	12/12/2024	12/12/2024	00025593 WILSON LANGUAGE TRAINING	65.22	
A10100	V218963	12/12/2024	12/12/2024	00025645 KATHRYN LEE MILLER	25.00	
A10100	V218964	12/12/2024	12/12/2024	00025738 LAUREN RENEE WELLINGTON	61.60	
A10100	V218965	12/12/2024	12/12/2024	00025762 MELINDA BEVERLY COLBURN	25.00	
A10100	V218966	12/12/2024	12/12/2024	00025763 HIGHLAND COMMUNITY LEARNI	1,510.24	
A10100	V218968	12/12/2024	12/12/2024	00025939 ADAM JAMES OLSHESKI	25.00	
A10100	V218969	12/12/2024	12/12/2024	00025996 JOEL MICHAEL ASSENHEIMER	50.00	
A10100	V218970	12/12/2024	12/12/2024	00025997 MATTHEW D ANDERSON	25.00	
A10100	V218971	12/12/2024	12/12/2024	00026040 BOLLER ELECTRONICS, INC.	14,995.00	
A10100	V218973	12/12/2024	12/12/2024	00026174 LANGUAGE TESTING INTERNAT	20.00	
A10100	V218974	12/12/2024	12/12/2024	00026261 HOLLY ANNE MEISTER	25.00	
A10100	V218975	12/12/2024	12/12/2024	00026273 LAUREN MICHELLE HALL	25.00	
A10100	V218979	12/12/2024	12/12/2024	00026307 PLUNKETT'S PEST CONTROL	3,590.00	
A10100	V218980	12/12/2024	12/12/2024	00026321 KRISTEN NICHOLE CLAUSEN	202.95	
A10100	V218981	12/12/2024	12/12/2024	00026416 SONYA L YOUNKIN	118.50	
A10100	V218982	12/12/2024	12/12/2024	00026470 ADAM C WALTON	25.00	
A10100	V218983	12/12/2024	12/12/2024	00026529 FOOD FOR GOOD THOUGHT INC	16,500.00	
A10100	V218984	12/12/2024	12/12/2024	00026671 BRINKS INCORPORATED	1,078.46	
A10100	V218985	12/12/2024	12/12/2024	00026711 MONICA ROSE CAMPANA	25.00	
A10100	V218986	12/12/2024	12/12/2024	00026729 KENDALL ELECTRIC INC.	104.61	
A10100	V218987	12/12/2024	12/12/2024	00026808 WW NORTH AMERICA HOLDINGS	333.00	
A10100	V218988	12/12/2024	12/12/2024	00026856 JEREMY L TAYLOR	60.00	
A10100	V218989	12/12/2024	12/12/2024	00026865 RD HOLDER OIL CO. INC.	1,585.09	
A10100	V218991	12/12/2024	12/12/2024	00026911 HICKORY HILLS GOLF CLUB	4,000.00	
A10100	V218992	12/12/2024	12/12/2024	00026915 TALIK'S TOOLS,LLC	121.95	
A10100	V218993	12/12/2024	12/12/2024	00026956 FASTSIGNS OF HILLIARD	591.40	
A10100	V218994	12/12/2024	12/12/2024	00026999 CHAD ANTHONY BOBEK	25.00	

POWERSCHOOL LLC
 DATE: 01/08/2025
 TIME: 08:54:08

HILLIARD CITY SCHOOL DISTRICT
 OUTSTANDING CHECKS

PAGE NUMBER: 9
 ACCTPA21
 ACCOUNTING PERIOD: 7/25

SELECTION CRITERIA:

FUND/SCC - 0010000 - GENERAL FUND

CASH ACCT	CHECK NUMBER	DATE ISSUED	DATE CLEARED	-----VENDOR-----	CLEARED	OUTSTANDING
A10100	V218995	12/12/2024	12/12/2024	00027004 VITAL RECORDS CONTROL	742.49	
A10100	V218996	12/12/2024	12/12/2024	00027032 OLIVIA MICHELLE CONSTANTI	25.00	
A10100	V218997	12/12/2024	12/12/2024	00027098 WILLIAM C STARRETT	60.00	
A10100	V218998	12/12/2024	12/12/2024	00027105 HOMETOWN URGENT CARE	250.00	
A10100	V218999	12/12/2024	12/12/2024	00027119 CROWN CASTLE FIBER LLC	23,078.07	
A10100	V219000	12/12/2024	12/12/2024	00027163 ALL HOURS MECHANICAL LLC	2,852.00	
A10100	V219003	12/12/2024	12/12/2024	00027295 WILLIAM D WARFIELD	50.00	
A10100	V219004	12/12/2024	12/12/2024	00027298 SABRA L QUALLS	25.00	
A10100	V219005	12/12/2024	12/12/2024	00027318 DAVID JUSTIN STEWART	100.00	
A10100	V219006	12/12/2024	12/12/2024	00027326 WHITNEY THAYER JECKAVITCH	25.00	
A10100	V219007	12/12/2024	12/12/2024	00027363 BATTERIES PLUS, LLC	380.75	
A10100	V219009	12/12/2024	12/12/2024	00027387 LEARN21	950.00	
A10100	V219010	12/12/2024	12/12/2024	00027443 MONTANEZ INTERPRETING & T	110.00	
A10100	V219011	12/12/2024	12/12/2024	00027451 CMC NEPTUNE LLC	2,620.00	
A10100	V219012	12/12/2024	12/12/2024	00027528 JILL ANN ABRAHAM	60.00	
A10100	V219014	12/12/2024	12/12/2024	00027587 NADIA L EL-YOUSSEPH	28.54	
A10100	V219015	12/12/2024	12/12/2024	00027622 JOSHUA MARK STEPHENS	25.00	
A10100	V219017	12/12/2024	12/12/2024	00027653 TERRIE EILEEN TURNEY	25.00	
A10100	V219018	12/12/2024	12/12/2024	00027657 BRIDGEWAY THERAPY CENTER	7,187.50	
A10100	V219019	12/12/2024	12/12/2024	00027659 MATTHEW T FASKA	158.33	
A10100	V219020	12/12/2024	12/12/2024	00027660 JENNIFER N MOX	25.00	
A10100	V219022	12/12/2024	12/12/2024	00027757 MELISSA SUE TACKETT	92.33	
A10100	V219023	12/12/2024	12/12/2024	00027833 MARK ALLEN DUDGEON	60.00	
A10100	V219024	12/12/2024	12/12/2024	00027883 BRICKER GRAYDON LLP	7,395.76	
A10100	V219025	12/12/2024	12/12/2024	00027889 ANGELO JAMES CAPUTO	60.00	
A10100	V219026	12/12/2024	12/12/2024	00027899 MOSELEY ELEVATOR	518.00	
A10100	V219027	12/12/2024	12/12/2024	00027905 OFFICER JOSHUA VALENTINE	180.00	
A10100	V219028	12/12/2024	12/12/2024	00027991 EMPOWER BEHAVIORAL HEALTH	17,255.70	
A10100	V219029	12/12/2024	12/12/2024	00028000 WILLIAM KENNETH RAGLAND I	50.00	
A10100	V219030	12/12/2024	12/12/2024	00028009 ALG CONSULTANT LLC	5,100.00	
A10100	V219031	12/12/2024	12/12/2024	00028011 POWER EQUIPMENT SOLUTIONS	8,706.51	
A10100	V219033	12/12/2024	12/12/2024	00028044 MELISSA NOELLE SWEARINGEN	100.00	
A10100	V219034	12/12/2024	12/12/2024	00028124 WOOLPERT, INC.	1,738.45	
A10100	V219035	12/12/2024	12/12/2024	00028149 INSPIRA FINANCIAL HEALTH,	150.00	
A10100	V219036	12/12/2024	12/12/2024	00028333 DEANA PAYTON PHD LLC	10,800.00	
A10100	V219037	12/12/2024	12/12/2024	00028340 LAUREN KELSEY BARKDULL	25.00	
A10100	V219038	12/12/2024	12/12/2024	00028342 AMERGIS HEALTHCARE STAFFI	1,430.00	
A10100	V219039	12/12/2024	12/12/2024	00028356 ERIC W DAMERON	65.93	
A10100	V219040	12/12/2024	12/12/2024	00028406 SMARTLEVEL CONCRETE LLC	1,500.00	
A10100	V219041	12/12/2024	12/12/2024	00028408 BRANCH OUT THERAPY LLC	2,325.00	
A10100	V219045	12/12/2024	12/12/2024	0026015 SOLIANT HEALTH	1,547.88	
A10100	V219060	12/18/2024	12/18/2024	00000762 HILLIARD LAWN AND GARDEN	608.24	
A10100	V219063	12/18/2024	12/18/2024	00004204 CENTURY EQUIPMENT CO.	133.08	
A10100	V219069	12/18/2024	12/18/2024	00006660 ORIENTAL TRADING	492.85	
A10100	V219070	12/18/2024	12/18/2024	00006978 CARDINAL BUS SALES & SERV	3,392.73	
A10100	V219072	12/18/2024	12/18/2024	00009150 ESC OF CENTRAL OHIO	2,579.33	
A10100	V219073	12/18/2024	12/18/2024	00009226 JOHNSTONE SUPPLY	1,490.37	
A10100	V219075	12/18/2024	12/18/2024	00009782 NASCO	1,157.96	
A10100	V219078	12/18/2024	12/18/2024	00011101 HILLIARD FLORAL DESIGN	275.85	
A10100	V219079	12/18/2024	12/18/2024	00011116 SCHOOL SPECIALTY LLC	1,323.51	
A10100	V219081	12/18/2024	12/18/2024	00011527 TRISTAR TRANSPORTATION	14,511.45	
A10100	V219082	12/18/2024	12/18/2024	00011824 STAPLES BUSINESS ADVANTAG	252.66	
A10100	V219085	12/18/2024	12/18/2024	00014233 CDW-G	13,680.60	

POWERSCHOOL LLC
 DATE: 01/08/2025
 TIME: 08:54:08

HILLIARD CITY SCHOOL DISTRICT
 OUTSTANDING CHECKS

PAGE NUMBER: 10
 ACCTPA21
 ACCOUNTING PERIOD: 7/25

SELECTION CRITERIA:

FUND/SCC - 0010000 - GENERAL FUND

CASH ACCT	CHECK NUMBER	DATE ISSUED	DATE CLEARED	-----VENDOR-----	CLEARED	OUTSTANDING
A10100	V219087	12/18/2024	12/18/2024	00014883 SCHOOL PRIDE LIMITED	530.00	
A10100	V219093	12/18/2024	12/18/2024	00019332 OHIO POWER TOOL	59.95	
A10100	V219094	12/18/2024	12/18/2024	00019504 OFFICE DEPOT BUSINESS SOL	54.32	
A10100	V219099	12/18/2024	12/18/2024	00021736 BAILLEY POTTERY EQUIPMENT	1,054.95	
A10100	V219101	12/18/2024	12/18/2024	00022295 B&H PHOTO VIDEO	719.56	
A10100	V219107	12/18/2024	12/18/2024	00024292 PROCARE THERAPY	3,570.08	
A10100	V219108	12/18/2024	12/18/2024	00024419 HILARY P SLOAT	1,166.89	
A10100	V219110	12/18/2024	12/18/2024	00025000 R.E.M. COMMUNICATIONS INC	516.46	
A10100	V219111	12/18/2024	12/18/2024	00025113 ULINE INC.	179.44	
A10100	V219112	12/18/2024	12/18/2024	00025331 RESOURCES UNLIMITED A-Z L	1,272.49	
A10100	V219113	12/18/2024	12/18/2024	00025591 LEVEL 3 COMMUNICATIONS L	1,550.93	
A10100	V219117	12/18/2024	12/18/2024	00026021 MANSFIELD OIL COMPANY	39,642.69	
A10100	V219119	12/18/2024	12/18/2024	00026154 PRO-CHEM, INC	247.78	
A10100	V219120	12/18/2024	12/18/2024	00026307 PLUNKETT'S PEST CONTROL	60.00	
A10100	V219123	12/18/2024	12/18/2024	00026671 BRINKS INCORPORATED	701.02	
A10100	V219124	12/18/2024	12/18/2024	00026729 KENDALL ELECTRIC INC.	120.34	
A10100	V219126	12/18/2024	12/18/2024	00026786 HANNAH JAYNE GERKEN	41.28	
A10100	V219127	12/18/2024	12/18/2024	00026865 RD HOLDER OIL CO. INC.	1,110.08	
A10100	V219131	12/18/2024	12/18/2024	00027244 TROY FILTERS	3,242.07	
A10100	V219133	12/18/2024	12/18/2024	00027355 WAMPLER TOOLS	191.00	
A10100	V219134	12/18/2024	12/18/2024	00027443 MONTANEZ INTERPRETING & T	187.50	
A10100	V219137	12/18/2024	12/18/2024	00027588 SCIENCE EDUCATION COUNCIL	215.00	
A10100	V219138	12/18/2024	12/18/2024	00027666 ACCOLADE INC.	75,000.00	
A10100	V219139	12/18/2024	12/18/2024	00027712 ELIZABETH A MCCLELLAN	160.81	
A10100	V219140	12/18/2024	12/18/2024	00027791 CERTIPORT	292.00	
A10100	V219141	12/18/2024	12/18/2024	00027826 COMPLETE BUS & SPECIALTY	159.08	
A10100	V219144	12/18/2024	12/18/2024	00027957 ACCO BRANDS USA LLC	227.28	
A10100	V219145	12/18/2024	12/18/2024	00028009 ALG CONSULTANT LLC	5,700.00	
A10100	V219147	12/18/2024	12/18/2024	00028092 BSN SPORTS LLC	352.00	
A10100	V219149	12/18/2024	12/18/2024	00028238 JESSICA COLES	176.88	
A10100	V219151	12/18/2024	12/18/2024	00028342 AMERGIS HEALTHCARE STAFFI	2,475.00	
A10100	V219152	12/18/2024	12/18/2024	00028359 JAYDA D PALM	329.77	
A10100	V219156	12/18/2024	12/18/2024	0026015 SOLIANT HEALTH	3,877.66	
TOTAL CASH ACCOUNT					10,727,761.57	30,514.87
TOTAL FUND					10,727,761.57	30,514.87
TOTAL REPORT					10,727,761.57	30,514.87