

HILLIARD CITY SCHOOL DISTRICT



Monthly Financial Report

June 2024

Melissa Swearingen, Treasurer/C.F.O.

General Fund Actual vs. Budgeted Summary

Period Ending - June 30, 2024

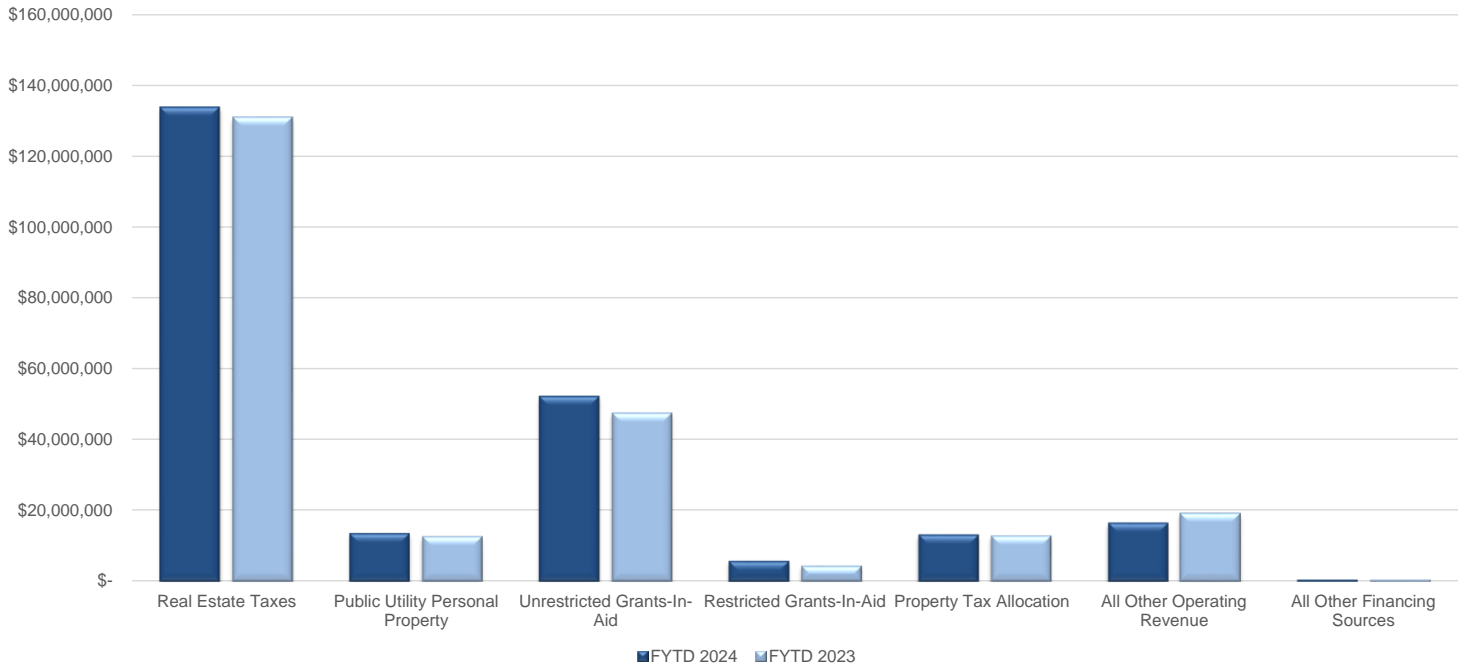
	<u>Budget</u>	<u>FYTD Actual</u>	<u>Projected Remaining</u>	<u>FYTD Actual % of Budget</u>
Beginning Balance		\$ 93,705,708		
RECEIPTS:				
Real Estate Taxes	\$ 133,503,024	\$ 133,499,753	\$ 3,271	100.00%
Public Utility Personal Property	13,236,684	13,249,700	(13,016)	100.10%
Unrestricted Grants-In-Aid	52,385,555	51,961,945	423,610	99.19%
Restricted Grants-In-Aid	4,938,233	5,397,262	(459,029)	109.30%
Property Tax Allocation	12,840,639	12,841,254	(615)	100.00%
All Other Operating Revenue	12,593,788	16,179,986	(3,586,198)	128.48%
All Other Financing Sources	200,000	13,152	186,848	6.58%
Total Receipts	<u>\$ 229,697,923</u>	<u>\$ 233,143,052</u>	<u>\$ (3,445,129)</u>	101.50%
EXPENDITURES:				
Personnel Services	\$ 142,383,828	\$ 142,402,369	\$ (18,541)	100.01%
Retirement/Benefits	57,984,669	57,762,572	222,097	99.62%
Purchased Services	25,125,742	21,735,880	3,389,862	86.51%
Supplies, Materials, Textbooks	9,352,353	8,036,796	1,315,557	85.93%
Capital Outlay	2,475,947	2,214,951	260,996	89.46%
Debt - principal & interest HB264	277,500	277,500	-	100.00%
Other Expenditures	3,204,476	3,121,765	82,711	97.42%
All Other Financing Uses	405,000	228,148	176,852	56.33%
Total Expenditures	<u>\$ 241,209,515</u>	<u>\$ 235,779,980</u>	<u>\$ 5,429,535</u>	97.75%
Revenue Over (Under) Expenditures		<u>\$ (2,636,928)</u>		
Ending Balance		<u><u>\$ 91,068,780</u></u>		
Outstanding Encumbrances		\$ 2,051,270		
Unencumbered Ending Balance		<u><u>\$ 89,017,510</u></u>		

The Fiscal Year begins July 1 and ends June 30. Fiscal Year to Date (FYTD) represents cumulative amounts through the month reported.

General Fund Current FYTD vs. Prior FYTD Summary - Revenues

Period Ending - June 30, 2024

Revenues



	FYTD 2024	% OF TOTAL	FYTD 2023	% OF CHANGE PRIOR YEAR
Real Estate Taxes	\$ 133,499,753	57.26%	\$ 130,918,329	1.97%
Public Utility Personal Property	13,249,700	5.68%	12,366,806	7.14%
Unrestricted Grants-In-Aid	51,961,945	22.29%	47,333,877	9.78%
Restricted Grants-In-Aid	5,397,262	2.32%	4,055,318	33.09%
Property Tax Allocation	12,841,254	5.51%	12,604,591	1.88%
All Other Operating Revenue	16,179,986	6.94%	18,766,464	-13.78%
All Other Financing Sources	13,152	0.01%	6,899	90.63%
GRAND TOTAL	\$ 233,143,052		\$ 226,052,284	

Increase in Restricted Grants-In-Aid related to increase in State Student Wellness, DPIA, EL, and Gifted funding - and the receipt of High Quality Instructional Materials (HQIM) State subsidy of \$863,914 in April 2024.

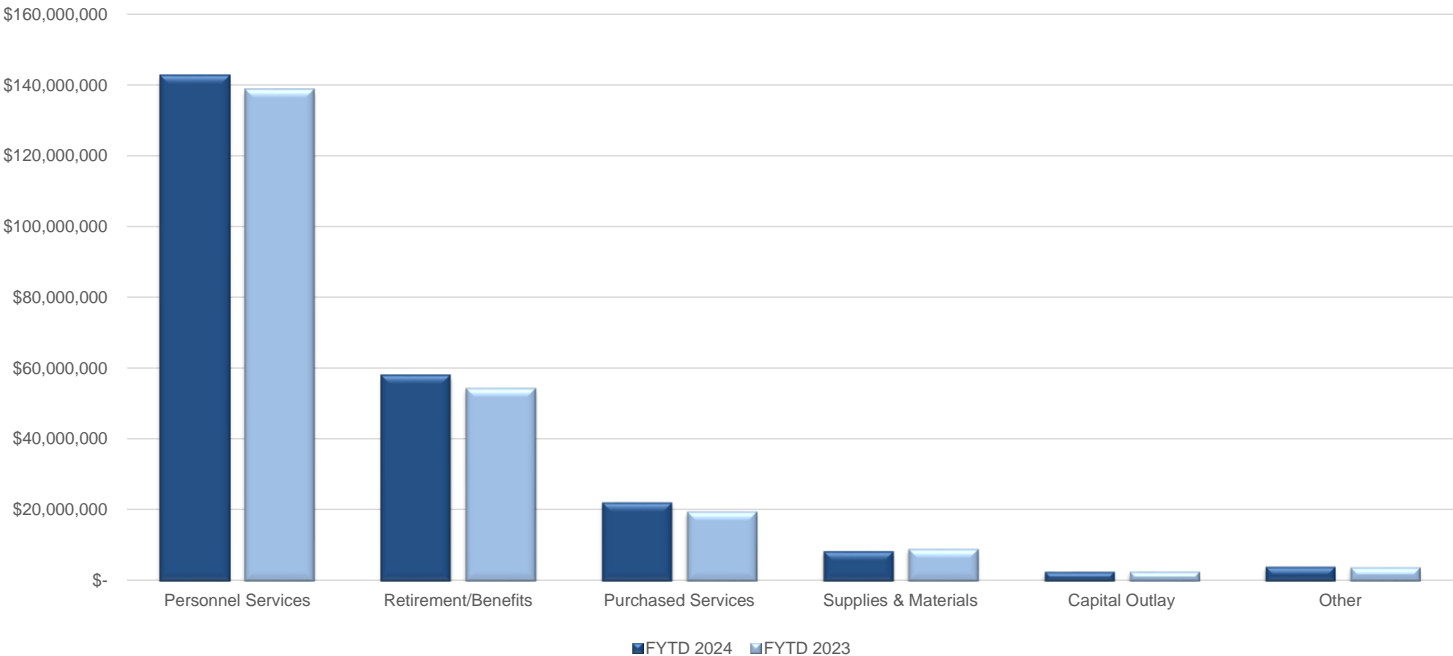
Decrease in Other Operating Revenue - The district received BOR payments in FY23 of \$6.8 million

Increase in All Other related to refund of prior year expenditure receipts for reimbursements.

General Fund Current FYTD vs. Prior FYTD Summary - Expenditures

Period Ending - June 30, 2024

Expenditures



	FYTD 2024	% OF TOTAL	FYTD 2023	% OF CHANGE PRIOR YEAR
Personnel Services	\$ 142,402,369	60.40%	\$ 138,624,353	2.73%
Retirement/Benefits	57,762,572	24.50%	54,162,263	6.65%
Purchased Services	21,735,880	9.22%	19,254,071	12.89%
Supplies & Materials	8,036,796	3.41%	8,652,110	-7.11%
Capital Outlay	2,214,951	0.94%	2,244,976	-1.34%
Other	3,627,413	1.54%	3,449,743	5.15%
GRAND TOTAL	\$ 235,779,980		\$ 226,387,516	

Increase in Purchased Services related to increase in property insurance costs and increase in Spec Edu Tuition over FY23 YTD.
 Decrease in Supplies/Materials related to technology purchases in FY23.

Hilliard City School District - Summary by Appropriation

Period Ending - June 30, 2024

All Funds		FYTD	Prior FY Carryover		MTD Actual	FYTD Actual	Current	FYTD Unencumbered	FYTD Percent
Fund	Fund Name	Appropriated	Encumbrances	FYTD Expendable	Expenditures	Expenditures	Encumbrances	Balance	Exp/Enc
001	General Fund	\$ 238,637,283	\$ 2,572,232	\$ 241,209,515	\$ 22,614,586	\$ 235,779,980	\$ 2,051,270	\$ 3,378,265	10.23%
002	Debt Service	15,729,000	-	15,729,000	986,856	15,728,467	-	533	6.27%
003	Permanent Improvement	7,975,000	3,103,978	11,078,978	2,063,441	5,046,700	2,760,237	3,272,040	43.54%
004	Building Fund	-	213,313	213,313	-	211,234	-	2,079	0.00%
006	Food Service	7,505,000	122,300	7,627,300	442,915	6,735,606	249,965	641,730	9.08%
007	Special Trust	85,000	-	85,000	1,818	24,328	480	60,192	2.70%
011	Rotary Fund - Special Services	3,528,171	3,114	3,531,285	439,526	3,158,532	8,703	364,050	12.69%
018	Principal's Fund	524,453	58,637	583,090	17,625	254,380	14,280	314,430	5.47%
019	Other Grants	114,689	13,617	128,306	3,930	54,289	17,500	56,517	16.70%
024	Self-Insurance	48,251,000	559,699	48,810,699	3,382,406	48,497,122	256,730	56,847	7.46%
200	Student Managed Activities	885,500	23,029	908,529	46,100	486,225	58,173	364,130	11.48%
300	District Managed Activities	1,684,675	37,115	1,721,790	22,382	1,130,902	69,803	521,085	5.35%
401	Auxiliary Services	1,353,100	274,246	1,627,346	96,977	1,168,877	56,331	402,137	9.42%
499	State Grant	55,000	69,600	124,600	-	107,984	15,010	1,606	12.05%
507	ESSER/ARP ESSER	4,408,512	5,777	4,414,289	356,359	4,396,999	-	17,290	8.07%
509	21st Century	200,000	7,883	207,883	54,407	196,071	2,822	8,990	27.53%
516	IDEA-B	4,077,305	-	4,077,305	315,704	3,915,503	-	161,802	7.74%
536	Title I School Improvement	156,610	1,702	158,312	31,558	133,855	15,176	9,282	29.52%
551	Title III Limited English	317,507	-	317,507	45,095	306,501	-	11,006	14.20%
572	Title I	2,564,196	54,899	2,619,095	283,547	2,400,353	103,836	114,905	14.79%
584	Title IV-A	324,292	33,650	357,942	55,663	308,501	15,454	33,987	19.87%
587	Pre-K IDEA-B	94,326	-	94,326	8,575	93,420	-	906	9.09%
590	Title II-A	483,415	7,791	491,206	37,802	400,637	-	90,569	7.70%
599	Miscellaneous Federal Grant	168,732	165,268	334,000	2,371	333,492	-	509	0.71%
Total All Funds		\$ 339,122,766	\$ 7,327,850	\$ 348,081,789	\$ 31,449,949	\$ 332,440,492	\$ 5,725,002	\$ 9,916,295	10.68%

Hilliard City School District - Appropriations Compared to Estimated Resources

Period Ending - June 30, 2024

Fund	Fund Name	Unencumbered				
		Fund Balance July 1 2023	Estimated Revenues	Total Available Balances	Approved Appropriation	Available or Over Appropriation
001	General Fund	\$ 91,133,477	\$ 218,470,761	\$ 309,604,238	\$ 238,637,283	\$ 70,966,955
002	Debt Service	15,232,446	16,304,742	31,537,188	15,729,000	\$ 15,808,188
003	Permanent Improvement	9,339,324	5,385,274	14,724,597	7,975,000	\$ 6,749,597
004	Building Fund	342,451	-	342,451	-	\$ 342,451
006	Food Service	4,817,270	5,000,000	9,817,270	7,505,000	\$ 2,312,270
007	Special Trust	114,788	40,000	154,788	85,000	\$ 69,788
011	Rotary Fund - Special Services	2,042,025	3,200,000	5,242,025	3,528,171	\$ 1,713,854
018	Principal's Fund	818,020	300,000	1,118,020	524,453	\$ 593,567
019	Other Grants	72,510	42,180	114,690	114,689	\$ 1
024	Self-Insurance	5,315,027	46,420,000	51,735,027	48,251,000	\$ 3,484,027
200	Student Managed Activities	543,390	380,000	923,390	885,500	\$ 37,890
300	District Managed Activities	1,446,659	900,000	2,346,659	1,684,675	\$ 661,984
401	Auxiliary Services	463,065	905,000	1,368,065	1,353,100	\$ 14,965
499	State Grant	17,705	38,000	55,705	55,000	\$ 705
507	ESSER/ARP ESSER	(6,994)	4,415,600	4,408,606	4,408,512	\$ 94
509	21st Century	(11,933)	212,000	200,067	200,000	\$ 67
516	IDEA-B	(652)	4,078,000	4,077,348	4,077,305	\$ 43
536	Title I School Improvement	(1,702)	158,312	156,610	156,610	\$ (0)
551	Title III Limited English	-	317,507	317,507	317,507	\$ -
572	Title I	(55,431)	2,625,000	2,569,569	2,564,196	\$ 5,373
584	Title IV-A	(45,108)	369,400	324,292	324,292	\$ 0
587	Pre-K IDEA-B	-	100,000	100,000	94,326	\$ 5,674
590	Title II-A	(30,848)	520,000	489,152	483,415	\$ 5,737
599	Miscellaneous Federal Grant	168,732	-	168,732	168,732	\$ (0)
Total All Funds		\$ 131,753,185	\$ 311,546,776	\$ 443,299,961	\$ 339,122,766	\$ 104,177,195

Cash Position by Fund

Period Ending - June 30, 2024

FUND SCC	Description	Beginning	MTD	FYTD	MTD	FYTD	Current Fund	Current	Unencumbered Fund
		Balance	Receipts	Receipts	Expenditures	Expenditures	Balance	Encumbrances	Balance
001	General Fund	\$ 93,705,708.31	\$ 6,015,828.40	\$ 233,143,051.54	\$ 22,614,586	\$ 235,779,980	\$ 91,068,780.14	\$ 2,051,270.20	\$ 89,017,509.94
002	Bond Retirement	15,232,445.70	9,435.12	17,701,847.25	986,856	15,728,467	17,205,825.64	-	17,205,825.64
003	Permanent Improvement Fund	12,443,301.52	41,230.00	5,703,251.67	2,063,441	5,046,700	13,099,852.96	2,760,237.30	10,339,615.66
004	Building Fund	555,764.24	-	-	-	211,234	344,530.24	-	344,530.24
006	Food Service Fund	4,939,570.58	507,261.78	6,934,616.22	442,915	6,735,606	5,138,581.10	249,965.19	4,888,615.91
007	Special Trust - Staff Benefit	114,787.57	824.94	29,230.43	1,818	24,328	119,690.12	479.96	119,210.16
011	Rotary - Special Services	2,045,138.75	2,358.00	3,226,830.50	439,526	3,158,532	2,113,437.54	8,703.22	2,104,734.32
018	Principal's Fund	876,657.29	16,056.19	303,181.87	17,625	254,380	925,459.21	14,279.73	911,179.48
019	Other Grant Funds	86,127.03	-	88,000.00	3,930	54,289	119,837.86	17,500.00	102,337.86
022	District - Agency	27,965.22	138,167.50	1,603,207.93	140,304	1,570,532	60,641.08	29,231.15	31,409.93
024	Employee Benefits Self Insurance	5,874,726.20	3,542,389.78	46,417,069.86	3,382,406	48,497,122	3,794,673.95	256,729.71	3,537,944.24
031	Underground Storage Tanks	11,000.00	-	-	-	-	11,000.00	-	11,000.00
200	Student-Managed Activities	566,418.85	6,755.07	543,927.82	46,100	486,225	624,121.20	58,173.04	565,948.16
300	District-Managed Activities	1,483,773.83	15,519.88	1,031,898.42	22,382	1,130,902	1,384,769.90	69,803.45	1,314,966.45
401	Auxiliary Services	737,310.50	1,383.67	979,827.21	96,977	1,168,877	548,260.28	56,330.95	491,929.33
499	Miscellaneous State Grants	87,304.57	-	36,932.96	-	107,984	16,253.40	15,009.70	1,243.70
507	ESSER Funds	(1,217.62)	558,001.87	4,396,623.78	356,359	4,396,999	(1,592.97)	-	(1,592.97)
509	21st Century	(4,050.00)	3,527.16	145,713.67	54,407	196,071	(54,407.33)	2,822.00	(57,229.33)
516	IDEA-B Grant	(651.60)	472,448.00	3,910,496.66	315,704	3,915,503	(5,657.67)	-	(5,657.67)
536	Title I School Improvement	-	57,870.57	133,702.33	31,558	133,855	(152.60)	15,176.01	(15,328.61)
551	Title III - Limited English Proficiency	-	102,929.97	306,501.30	45,095	306,501	0.12	-	0.12
572	Title I	(532.02)	376,765.30	2,380,866.62	283,547	2,400,353	(20,018.88)	103,836.28	(123,855.16)
584	Title IV-A	(11,457.92)	52,796.34	302,997.64	55,663	308,501	(16,961.62)	15,453.92	(32,415.54)
587	Pre-K IDEA-B	-	13,066.00	93,023.19	8,575	93,420	(397.15)	-	(397.15)
590	Title II-A	(23,056.66)	51,026.40	423,345.25	37,802	400,637	(348.23)	-	(348.23)
599	Miscellaneous Federal	334,000.00	-	-	2,371	333,492	508.29	-	508.29
Totals		\$ 139,081,034.34	\$ 11,985,641.94	\$ 329,836,144.12	\$ 31,449,948.90	\$ 332,440,491.88	\$ 136,476,686.58	\$ 5,725,001.81	\$ 130,751,684.77

**Hilliard City School District
Bank Reconciliation
June 30, 2024**

Description	Beg. Bal.	Receipts	Disburse	End. Bal.
Huntington Bank - General Account	6,743,104.56	26,093,127.32	25,669,533.78	7,166,698.10
Huntington Bank - Workers Comp Self Ins	34,431.03	-	12,244.10	22,186.93
Huntington Bank - Integrated Payables	-	6,052,660.14	6,052,660.14	-
Huntington Bank - Self Insurance	-	3,333,405.69	3,333,405.69	-
Huntington Bank - Dental Self Ins	-	141,361.85	141,361.85	-
Huntington Bank - Cafeteria Account	-	34,766.79	34,766.79	-
Huntington Bank - Student Fees	-	3,545.78	3,545.78	-
Huntington Bank - Flex Spending	-	102,413.87	102,413.87	-
Investment transfers	-	(24,837,232.80)	(24,837,232.80)	-
Bank X-fers - ZBA	-	(9,668,154.12)	(9,668,154.12)	-
Memo Receipts/Memo Exp	-	3,722,334.33	3,722,334.33	-
Foundation STRS Deduct	-	1,437,554.00	1,437,554.00	-
Dragonfly X-fer	-	(40,000.00)	(40,000.00)	-
Investment Portfolio:	-	-	-	-
STAROhio - General	46,192,947.45	2,161,719.76	20,000,000.00	28,354,667.21
US Bank Money Market	71,173.14	2,268,469.75	2,003,983.77	335,659.12
US Bank Safekeeping (Comm Paper/Coupon)	102,505,901.26	-	1,929,283.93	100,576,617.33
Premier Bank - CDARS	1,071,999.08	53,535.25	1,125,534.33	-
Premier Bank MMA	-	1,125,534.33	-	1,125,534.33
Less O/S checks prior month	(663,729.73)	-	(663,729.73)	-
Add: O/S checks current month	-	-	803,674.18	(803,674.18)
Petty Cash Accounts:	1,000.00	-	-	1,000.00
Dragonfly Athletics - Petty Cash Account	61,931.12	-	-	61,931.12
June Variances	-	-	-	-
Ohio Tax w/h, books June bank July	-	-	125,613.21	(125,613.21)
City of Dublin - ACH Remit, books June bank July	-	-	2,992.11	(2,992.11)
Ohio SchDistTax books June, bank July	-	-	9,720.13	(9,720.13)
OH DefComp, books June bank July	-	-	166,045.32	(166,045.32)
Delta Dental claims, books June, bank July	-	-	43,247.10	(43,247.10)
City of C'bus tax remit, books June, bank July	-	-	15,805.51	(15,805.51)
ACH remit books June, bank July	-	-	510.00	(510.00)
May Variances	-	-	-	-
Ohio Tax w/h, books May bank June	(160,545.16)	-	(160,545.16)	-
City of Dublin - ACH Remit, books May bank June	(3,529.42)	-	(3,529.42)	-
Ohio SchDistTax books May, bank June	(10,208.46)	-	(10,208.46)	-
OH DefComp, books May bank June	(65,535.32)	-	(65,535.32)	-
PNC Visa remit, bank May, books June	179,892.28	-	179,892.28	-
ACH Payment return - books May, resend June	(600.00)	600.00	-	-
Def Comp remit, re-issued payroll, books May, bank June	(27,085.00)	-	(27,085.00)	-
Void Reissue PR chk, Fed/State tax remit, June	9,846.71	-	9,846.71	-
	-	-	-	-
BANK TOTALS	155,940,993.54	11,985,641.94	31,449,948.90	136,476,686.58
BOOK TOTALS	155,940,993.54	11,985,641.94	31,449,948.90	136,476,686.58

**HILLIARD CITY SCHOOL DISTRICT
INVESTMENT PORTFOLIO
AS OF JUNE 30, 2024**

Institution/Broker	Instrument	Holder	Stated Rate	Settlement Date	Maturity Date	Purchase Price	Par	Days held	Days to Maturity	Call Feature
ACTIVE FUNDS										
Huntington Bank	Checking	n/a	0.00%	06/30/24	07/01/24	7,166,698	7,166,698	1.00	1.00	
StarOhio	Money Market	n/a	5.59%	06/30/24	07/01/24	28,354,667	28,354,667	1.00	1.00	
Premier Bank	Checking	n/a	0.00%	06/30/24	07/01/24	1,125,534	1,125,534	1.00	1.00	
US Bank	Money Market Account	n/a	5.19%	06/30/24	07/01/24	335,659	335,659	1.00	1.00	
INTERIM FUNDS										
Toyota Financial Savings Bank	Certificate of Deposit	USB	0.70%	06/30/20	07/01/24	248,477	249,000	1,462.00	1,462.00	
FC Stone	Federal Farm Credit Bank	USB	1.92%	07/01/19	07/01/24	1,099,054	1,100,000	1,827.00	1,827.00	
Key Bank	Federal National Mortgage Assoc	USB	1.84%	07/08/19	07/02/24	243,956	245,000	1,820.00	1,821.00	
Key Bank	Federal National Mortgage Assoc	USB	1.87%	07/22/19	07/02/24	497,225	500,000	1,806.00	1,807.00	
Medallion Bank	Certificate of Deposit	USB	0.73%	07/02/20	07/02/24	248,253	249,000	1,460.00	1,461.00	01/02/21-Continuous
BNY Mellon Capital	US Treasury Note	USB	0.38%	07/27/21	07/15/24	999,922	1,000,000	1,070.00	1,084.00	
Enerbank	Certificate of Deposit	USB	2.24%	08/07/19	08/07/24	244,991	246,000	1,790.00	1,827.00	
UBS Bank	Certificate of Deposit	USB	0.63%	08/11/21	08/12/24	248,378	249,000	1,055.00	1,097.00	
Sallie Mae Bank	Certificate of Deposit	USB	0.81%	08/11/21	08/12/24	248,253	249,000	1,055.00	1,097.00	
Washington Federal	Certificate of Deposit	USB	2.10%	08/13/19	08/13/24	248,378	249,000	1,784.00	1,827.00	
Preferred Bank	Certificate of Deposit	USB	2.08%	08/16/19	08/16/24	248,104	249,000	1,781.00	1,827.00	
Bank of America-Merrill Lynch	Federal Home Loan Bank	USB	0.48%	08/23/21	08/23/24	750,000	750,000	1,043.00	1,096.00	02/23/22-One Time
BNY Mellon Capital	Federal Farm Credit Bank	USB	1.49%	09/05/19	09/05/24	2,585,286	2,590,000	1,761.00	1,827.00	
Stifel	Federal Farm Credit Bank	USB	0.45%	09/17/20	09/10/24	429,721	430,000	1,383.00	1,454.00	12/10/20-Continuous
Wells Fargo	Federal Home Loan Mortgage Corp	USB	0.42%	09/17/20	09/17/24	250,000	250,000	1,383.00	1,461.00	09/17/21-Quarterly
Stonex	Federal Farm Credit Bank	USB	0.49%	07/30/21	09/03/24	999,750	1,000,000	1,067.00	1,131.00	09/03/21-One time
RBC Capital Markets	Agency Bond	USB	0.54%	10/04/21	09/03/24	249,003	250,000	1,001.00	1,065.00	
Key Bank	Federal National Mortgage Assoc	USB	1.69%	11/19/19	10/15/24	1,246,075	1,250,000	1,686.00	1,792.00	
Stifel	Federal Farm Credit Bank	USB	1.76%	11/01/19	11/01/24	248,748	250,000	1,704.00	1,827.00	
Credut Agricole CIB	Commercial Paper	USB	5.34%	02/22/24	11/15/24	1,721,762	1,790,000	130.00	267.00	
Bank of America-Merrill Lynch	Commercial Paper	USB	5.41%	02/28/24	11/22/24	1,643,804	1,710,000	124.00	268.00	
Raymond James Bank	Certificate of Deposit	USB	1.89%	11/26/19	11/26/24	246,506	247,000	1,679.00	1,827.00	
RBC Capital Markets	Commercial Paper	USB	5.34%	03/18/24	12/03/24	962,878	1,000,000	105.00	260.00	
KeyBanc Capital Markets	Federal Farm Credit Bank	USB	4.60%	12/06/22	12/05/24	1,500,795	1,500,000	573.00	730.00	
Stifel	US Treasury Bond	USB	4.14%	09/23/22	12/31/24	959,492	1,000,000	647.00	830.00	
CastleOak Securities	Commercial Paper	USB	5.39%	04/10/24	01/03/25	1,201,797	1,250,000	82.00	268.00	
Wells Fargo	Federal Home Loan Bank	USB	0.62%	07/29/21	01/29/25	999,750	1,000,000	1,068.00	1,280.00	10/29/2021-One time
Baird	Federal Home Loan Bank	USB	0.65%	07/29/21	01/29/25	1,000,000	1,000,000	1,068.00	1,280.00	10/29/2021-One time
RBC Capital Markets	Commercial Paper	USB	5.48%	05/29/24	02/18/25	889,116	925,000	33.00	265.00	
TD Securities	US Treasury Note	USB	4.14%	09/23/22	03/31/25	964,141	1,000,000	647.00	920.00	
BMO Capital Markets	US Treasury Bond	USB	2.97%	05/05/22	04/15/25	1,485,352	1,500,000	788.00	1,076.00	
Wells Fargo	US Treasury Note	USB	0.61%	07/13/21	05/31/25	966,410	980,000	1,084.00	1,418.00	
Multi Bank Securities	Federal National Mortgage Assoc	USB	4.28%	12/06/22	06/17/25	1,365,408	1,500,000	573.00	924.00	
RBC Capital Markets	US Treasury Note	USB	0.61%	07/12/21	06/30/25	986,094	1,000,000	1,085.00	1,449.00	
Wells Fargo	US Treasury Note	USB	0.62%	07/12/21	07/31/25	985,156	1,000,000	1,085.00	1,480.00	
BMO Capital Markets	US Treasury Note	USB	4.19%	12/06/22	08/15/25	973,125	1,000,000	573.00	983.00	
Key Bank	Federal National Mortgage Assoc	USB	0.62%	08/28/20	08/18/25	244,755	245,000	1,403.00	1,816.00	08/18/21-Quarterly
RBC Capital Markets	US Treasury Note	USB	0.98%	10/29/21	08/31/25	486,309	500,000	976.00	1,402.00	
Stifel	Agency Bond	USB	0.66%	09/13/21	09/08/25	1,246,900	1,250,000	1,022.00	1,456.00	
RBC Capital Markets	Federal Home Loan Bank	USB	5.03%	09/12/23	09/12/25	3,399,859	3,410,000	293.00	731.00	

**HILLIARD CITY SCHOOL DISTRICT
INVESTMENT PORTFOLIO
AS OF JUNE 30, 2024**

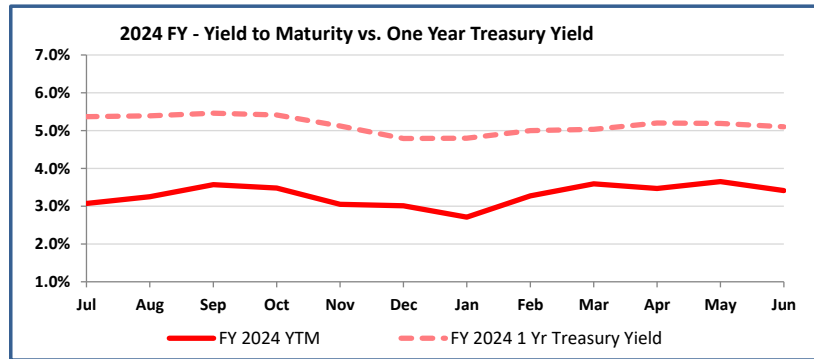
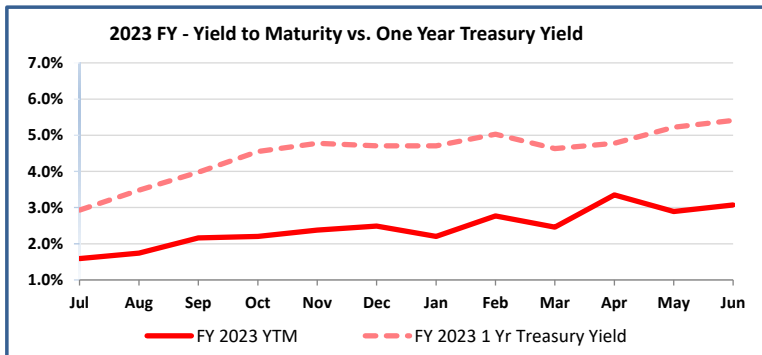
Institution/Broker	Instrument	Holder	Stated Rate	Settlement Date	Maturity Date	Purchase Price	Par	Days held	Days to Maturity	Call Feature
Stifel	US Treasury Note	USB	4.12%	09/23/22	09/15/25	982,773	1,000,000	647.00	1,088.00	
Stonex	Federal Farm Credit Bank	USB	0.55%	10/02/20	09/29/25	999,000	1,000,000	1,368.00	1,823.00	09/29/21-Continuous
Stonex	Federal Farm Credit Bank	USB	0.55%	09/30/20	09/29/25	999,000	1,000,000	1,370.00	1,825.00	09/29/21-Continuous
BNY Mellon Capital	US Treasury Note	USB	0.65%	09/14/21	09/30/25	983,984	1,000,000	1,021.00	1,477.00	
RBC Capital Markets	US Treasury Note	USB	4.76%	06/30/23	10/15/25	494,473	500,000	367.00	838.00	
Wells Fargo	US Treasury Note	USB	0.67%	09/14/21	10/31/25	982,852	1,000,000	1,021.00	1,508.00	
RBC Capital Markets	Federal National Mortgage Assoc	USB	4.20%	12/06/22	11/07/25	899,225	1,000,000	573.00	1,067.00	
TD Securities	Federal Farm Credit Bank	USB	0.62%	11/13/20	11/12/25	624,531	625,000	1,326.00	1,825.00	11/12/21-Quarterly
TD Securities	US Treasury Note	USB	4.66%	02/21/24	11/15/25	1,481,055	1,485,000	131.00	633.00	
Stifel	Federal Home Loan Bank	USB	4.22%	02/08/23	12/12/25	1,108,041	1,100,000	509.00	1,038.00	
RBC Capital Markets	Federal Home Loan Mortgage Corp	USB	0.64%	12/17/20	12/17/25	999,500	1,000,000	1,292.00	1,826.00	12/17/21-Quarterly
Stifel	Federal Agricultural Mortgage Crop	USB	0.49%	01/25/21	01/15/26	579,803	580,000	1,253.00	1,816.00	
RBC Capital Markets	Federal Home Loan Bank	USB	0.60%	01/28/21	01/28/26	910,000	910,000	1,250.00	1,826.00	01/28/22-Quarterly
FC Stone	Federal National Mortgage Assoc	USB	0.57%	01/28/21	01/28/26	419,580	420,000	1,250.00	1,826.00	07/28/21-Quarterly
1st Bank of Greenwich Conn	Certificate of Deposit	USB	0.74%	01/29/21	01/29/26	248,564	249,000	1,249.00	1,826.00	04/29/21-Quarterly
Wells Fargo	Federal Home Loan Bank	USB	4.20%	02/08/23	02/06/26	994,600	1,000,000	509.00	1,094.00	
TD Securities	US Treasury Note	USB	4.57%	02/21/24	02/15/26	1,979,834	2,000,000	131.00	725.00	
TD Securities	Federal Home Loan Bank	USB	0.65%	02/24/21	02/24/26	1,050,000	1,050,000	1,223.00	1,826.00	08/24/21-Quarterly
State Bank of India Chicago	Certificate of Deposit	USB	0.70%	02/25/21	02/25/26	247,755	249,000	1,222.00	1,826.00	
Loop Capital Markets	Federal Home Loan Bank	USB	0.85%	02/26/21	02/26/26	424,469	425,000	1,221.00	1,826.00	5/26/21-Quarterly
BNY Mellon Capital	US Treasury Bond	USB	0.91%	04/01/21	03/31/26	466,402	470,000	1,187.00	1,825.00	
BNY Mellon Capital	US Treasury Bond	USB	0.84%	04/09/21	03/31/26	487,818	490,000	1,179.00	1,817.00	
Incapital	Federal Home Loan Bank	USB	1.11%	04/29/21	04/29/26	1,249,375	1,250,000	1,159.00	1,826.00	10/29/21-Quarterly
Daiwa Capital Markets	Federal Farm Credit Bank	USB	4.77%	05/16/24	05/08/26	500,351	500,000	46.00	722.00	
BMO Capital Markets	US Treasury Bond	USB	4.01%	12/06/22	05/31/26	1,408,828	1,500,000	573.00	1,272.00	
RBC Capital Markets	Farmer Mac	USB	4.32%	06/20/23	06/12/26	1,000,000	1,000,000	377.00	1,088.00	
TD Securities	US Treasury Note	USB	4.52%	02/16/24	06/15/26	1,982,656	2,000,000	136.00	850.00	
BMO Capital Markets	US Treasury Bond	USB	3.97%	12/06/22	06/30/26	1,396,230	1,500,000	573.00	1,302.00	
Stifel	Federal Farm Credit Bank	USB	4.80%	08/16/23	07/06/26	1,977,500	2,000,000	320.00	1,055.00	
Wells Fargo	US Treasury Note	USB	0.65%	08/03/21	07/31/26	174,747	175,000	1,063.00	1,823.00	
Incapital	Federal Home Loan Bank	USB	0.88%	08/17/21	08/17/26	575,000	575,000	1,049.00	1,826.00	08/17/22-One time
Stonex	Federal Home Loan Bank	USB	0.93%	08/25/21	08/25/26	750,000	750,000	1,041.00	1,826.00	02/25/22-One time
Wells Fargo	US Treasury Note	USB	1.14%	10/20/21	08/31/26	490,781	500,000	985.00	1,776.00	
RBC Capital Markets	US Treasury Note	USB	1.01%	09/30/21	09/30/26	1,142,408	1,150,000	1,005.00	1,826.00	
Stonex	Federal Home Loan Bank	USB	4.18%	06/07/23	10/28/26	909,700	1,000,000	390.00	1,239.00	
Wells Fargo	US Treasury Note	USB	1.50%	11/30/21	11/30/26	996,523	1,000,000	944.00	1,826.00	
RBC Capital Markets	Federal Home Loan Bank	USB	4.05%	12/07/22	12/11/26	2,032,554	2,000,000	572.00	1,465.00	
Stifel	US Treasury Note	USB	4.43%	02/16/24	12/15/26	2,516,161	2,520,000	136.00	1,033.00	
BNY Mellon Capital	US Treasury Note	USB	1.32%	01/10/22	12/23/26	642,383	650,000	903.00	1,808.00	
Stonex	US Treasury Note	USB	3.60%	05/16/23	01/31/27	1,159,521	1,250,000	412.00	1,356.00	
RBC Capital Markets	Agency Bond	USB	3.07%	05/10/22	02/01/27	1,487,295	1,500,000	783.00	1,728.00	
Stonex	US Treasury Note	USB	3.90%	02/08/23	02/15/27	1,878,281	2,000,000	509.00	1,468.00	
Stonex	US Treasury Note	USB	4.15%	02/21/23	02/15/27	232,734	250,000	496.00	1,455.00	
Key Bank	Federal Farm Credit Bank	USB	1.79%	03/04/22	02/16/27	1,000,440	1,000,000	850.00	1,810.00	
Academy Securities	Federal Farm Credit Bank	USB	4.41%	03/14/24	03/08/27	1,104,612	1,105,000	109.00	1,089.00	
Morgan Stanley	Agency Bond	USB	3.85%	03/29/23	03/27/27	1,491,296	1,485,000	460.00	1,459.00	

**HILLIARD CITY SCHOOL DISTRICT
INVESTMENT PORTFOLIO
AS OF JUNE 30, 2024**

Institution/Broker	Instrument	Holder	Stated Rate	Settlement Date	Maturity Date	Purchase Price	Par	Days held	Days to Maturity	Call Feature
Wells Fargo	Federal Home Loan Bank	USB	4.75%	04/15/24	04/09/27	1,000,498	1,000,000	77.00	1,089.00	
Stifel	Federal Farm Credit Bank	USB	3.88%	05/01/23	04/26/27	250,668	250,000	427.00	1,456.00	
BMO Capital Markets	US Treasury Note	USB	2.90%	05/02/22	04/30/27	1,241,455	1,250,000	791.00	1,824.00	
RBC Capital Markets	US Treasury Bond	USB	3.10%	06/10/22	05/15/27	967,188	1,000,000	752.00	1,800.00	
Stonex	Federal Home Loan Bank	USB	4.41%	07/21/23	05/27/27	625,562	700,000	346.00	1,406.00	
Insperec LLC	Federal Home Loan Bank	USB	3.71%	05/16/23	06/11/27	1,246,098	1,250,000	412.00	1,487.00	
D. A. Davidson & Co	Federal Home Loan Bank	USB	4.22%	06/14/23	06/11/27	996,440	1,000,000	383.00	1,458.00	
RBC Capital Markets	US Treasury Note	USB	3.94%	09/23/22	06/30/27	1,455,234	1,500,000	647.00	1,741.00	
BNY Mellon Capital - State Bank of India	Certificate of Deposit	USB	3.56%	08/16/22	08/16/27	243,775	250,000	685.00	1,826.00	
BNY Mellon Capital - Capital One NA	Certificate of Deposit	USB	3.51%	08/17/22	08/17/27	243,775	250,000	684.00	1,826.00	
BNY Mellon Capital - Capital One NA	Certificate of Deposit	USB	3.51%	08/17/22	08/17/27	243,775	250,000	684.00	1,826.00	
Stifel - 3rd Savings & Loan Cleveland	Certificate of Deposit	USB	3.40%	08/19/22	08/19/27	243,898	250,000	682.00	1,826.00	
KeyBanc Capital Markets	Federal Farm Credit Bank	USB	3.94%	09/26/22	09/15/27	1,462,140	1,500,000	644.00	1,815.00	
Stonex	Agency Bond	USB	4.83%	10/02/23	10/15/27	1,449,645	1,500,000	273.00	1,474.00	
BMO Capital Markets	US Treasury Note	USB	3.81%	12/06/22	10/31/27	1,520,918	1,500,000	573.00	1,790.00	
BMO Capital Markets	US Treasury Bond	USB	3.82%	12/06/22	11/15/27	1,394,766	1,500,000	573.00	1,805.00	
Loop Capital Markets	Federal Farm Credit Bank	USB	3.80%	12/07/22	12/07/27	1,995,400	2,000,000	572.00	1,826.00	
Stifel	US Treasury Note	USB	3.84%	02/08/23	01/31/28	1,969,766	2,000,000	509.00	1,818.00	
Total Portfolio						137,559,176	139,307,559	823.00	1,369.69	

	Total	%
Bank Accounts	\$ 8,627,892	6.27%
Certificates of Deposit	\$ 3,452,881	2.51%
Commercial Paper	\$ 6,419,358	4.67%
Agencies	\$ 50,018,961	36.36%
Treasuries	\$ 40,685,418	29.58%
StarOhio	\$ 28,354,667	20.61%
Total Portfolio	\$ 137,559,176	100.00%

Monthly Interest	\$ 554,441
Total Interest Year To Date	\$ 5,180,469
Weighted Avg Yld to Maturity	3.41%
Weighted Average Maturity	452.87 Days



SELECTION CRITERIA: transact.yr='24' and transact.period='12' and transact.gl_cash='A10100'

FUND/SCC - 0010000 - GENERAL FUND

CASH ACCT	CHECK NUMBER	DATE ISSUED	DATE CLEARED	VENDOR	CLEARED	OUTSTANDING
A10100	V6161	06/03/2024	06/03/2024	00015000 PNC BANK	177,663.74	
A10100	V6162	06/03/2024	06/03/2024	00028128 AMAZON - PNC BANK	2,228.54	
A10100	V6163	06/04/2024	06/04/2024	00999027 HUNTINGTON BANK	877,556.25	
A10100	V6164	06/04/2024	06/04/2024	00999034 U.S. BANK N.A.	248,050.00	
A10100	V6165	06/05/2024	06/05/2024	00999027 HUNTINGTON BANK	166.29	
A10100	V6166	06/05/2024	06/05/2024	00999100 DELTA DENTAL	61,773.30	
A10100	V6167	06/05/2024	06/05/2024	00999109 BANK OF AMERICA	672.03	
A10100	V6168	06/05/2024	06/05/2024	00999124 NATIONAL BENEFIT SERVICES	1,927.80	
A10100	V6169	06/05/2024	06/05/2024	00999134 CVS/CAREMARK	226,982.81	
A10100	V6170	06/05/2024	06/05/2024	00999135 MERITAIN HEALTH	559,783.05	
A10100	V6171	06/05/2024	06/05/2024	00999141 PROCARE SOFTWARE - TUITIO	7,766.73	
A10100	V6172	06/06/2024	06/06/2024	00999103 COLUMBUS CITY TREASURER	8,997.91	
A10100	V6173	06/06/2024	06/06/2024	00999116 FIELD TRIPS - MEMO	1,859.52	
A10100	V6174	06/10/2024	06/10/2024	00999134 CVS/CAREMARK	222,266.02	
A10100	V6175	06/11/2024	06/11/2024	00999100 DELTA DENTAL	35,470.95	
A10100	V6176	06/11/2024	06/11/2024	00999106 AEP	71.96	
A10100	V6177	06/12/2024	06/12/2024	00999106 AEP	113.49	
A10100	V6178	06/13/2024	06/13/2024	00999106 AEP	45,786.03	
A10100	V6179	06/17/2024	06/17/2024	00999106 AEP	8,344.43	
A10100	V6180	06/17/2024	06/17/2024	00999110 AMERITAS GROUP	25,545.36	
A10100	V6181	06/17/2024	06/17/2024	00999134 CVS/CAREMARK	194,923.39	
A10100	V6182	06/17/2024	06/17/2024	00999135 MERITAIN HEALTH	1,406,731.40	
A10100	V6183	06/18/2024	06/18/2024	00999118 ESC OF CENTRAL OHIO	181,740.54	
A10100	V6185	06/18/2024	06/18/2024	00999118 ESC OF CENTRAL OHIO	543,406.28	
A10100	V6186	06/18/2024	06/18/2024	00999027 HUNTINGTON BANK	574.67	
A10100	V6187	06/18/2024	06/18/2024	00999100 DELTA DENTAL	44,117.60	
A10100	V6188	06/18/2024	06/18/2024	00999103 COLUMBUS CITY TREASURER	2,602.31	
A10100	V6189	06/18/2024	06/18/2024	00999106 AEP	7,764.61	
A10100	V6190	06/20/2024	06/20/2024	00999103 COLUMBUS CITY TREASURER	2,432.93	
A10100	V6191	06/20/2024	06/20/2024	00999106 AEP	316.89	
A10100	V6193	06/20/2024	06/20/2024	00999107 DIRECT ENERGY	14,907.20	
A10100	V6194	06/21/2024	06/21/2024	00999103 COLUMBUS CITY TREASURER	46,925.20	
A10100	V6195	06/21/2024	06/21/2024	00999106 AEP	53,350.30	
A10100	V6196	06/24/2024	06/24/2024	00999103 COLUMBUS CITY TREASURER	1,289.24	
A10100	V6197	06/24/2024	06/24/2024	00999106 AEP	66,444.69	
A10100	V6198	06/24/2024	06/24/2024	00999116 FIELD TRIPS - MEMO	768.17	
A10100	V6228	06/25/2024	06/25/2024	00999100 DELTA DENTAL	43,247.10	
A10100	V6229	06/25/2024	06/25/2024	00999106 AEP	9,130.80	
A10100	V6230	06/25/2024	06/25/2024	00999120 CENTURYLINK	.45	
A10100	V6231	06/25/2024	06/25/2024	00999134 CVS/CAREMARK	161,021.07	
A10100	V6232	06/26/2024	06/26/2024	00999034 U.S. BANK N.A.	628.27	
A10100	V6234	06/26/2024	06/26/2024	99905148 COLUMBIA GAS OF OHIO INC.	7,936.61	
A10100	V6235	06/26/2024	06/26/2024	9997628 MEEDER PUBLIC FUNDS INC	3,355.50	
A10100	V6236	06/27/2024	06/27/2024	00999115 PRINT SHOP - MEMO	66.00	
A10100	V6237	06/27/2024	06/27/2024	00999134 CVS/CAREMARK	4,114.28	
A10100	V6250	06/28/2024	06/28/2024	00015000 PNC BANK	145,828.86	
A10100	V6251	06/30/2024	06/30/2024	00999112 MY PAYMENTS PLUS	147.48	
A10100	V6252	06/30/2024	06/30/2024	00999117 SEDGWICK CLAIMS MANAGEMEN	12,244.10	
A10100	V6253	06/21/2024	06/21/2024	00999135 MERITAIN HEALTH	747,354.94	
A10100	V6254	06/30/2024	06/30/2024	00999124 NATIONAL BENEFIT SERVICES	100,486.07	
A10100	215174	06/04/2024	06/10/2024	0000423 WARD'S NATURAL SCIENCE	1,547.39	
A10100	215176	06/04/2024		00001278 W.W. GRAINGER		181.03
A10100	215178	06/04/2024	06/12/2024	00004032 HILLIARD TIRE CENTER	865.07	
A10100	215179	06/04/2024	06/17/2024	00005619 TRANE PARTS & SUPPLY	280.91	

POWERSCHOOL LLC
 DATE: 07/01/2024
 TIME: 08:48:10

HILLIARD CITY SCHOOL DISTRICT
 OUTSTANDING CHECKS

PAGE NUMBER: 2
 ACCTPA21
 ACCOUNTING PERIOD: 12/24

SELECTION CRITERIA: transact.yr='24' and transact.period='12' and transact.gl_cash='A10100'

FUND/SCC - 0010000 - GENERAL FUND

CASH ACCT	CHECK NUMBER	DATE ISSUED	DATE CLEARED	VENDOR	CLEARED	OUTSTANDING
A10100	215180	06/04/2024	06/10/2024	00005630 GLOCKNER OIL COMPANY	1,114.03	
A10100	215183	06/04/2024	06/20/2024	00011116 SCHOOL SPECIALTY LLC	482.42	
A10100	215188	06/04/2024		00020622 NAP VENTURE PARTNERS LLC		419.00
A10100	215193	06/04/2024		00023915 ROJEN COMPANY		36.74
A10100	215199	06/04/2024	06/11/2024	00025327 BARNES & NOBLE COLLEGE BO	38.99	
A10100	215202	06/04/2024	06/20/2024	00025461 ISTE	3,625.00	
A10100	215203	06/04/2024	06/12/2024	00025761 ALBERT SPORTING GOODS	351.38	
A10100	215213	06/04/2024	06/18/2024	00027108 ISAIAH SIZEMORE	600.00	
A10100	215218	06/04/2024	06/07/2024	00027444 JOYCE STONEBRAKER	1,200.00	
A10100	215219	06/04/2024	06/10/2024	00027561 ZSOLT DVORNIK	600.00	
A10100	215220	06/04/2024	06/18/2024	00027578 KEN HAGY	600.00	
A10100	215225	06/04/2024	06/20/2024	00027928 NANCY CRUCETA-VILA	360.00	
A10100	215226	06/04/2024	06/10/2024	00028023 JEFF WOODWARD TRAINING LL	1,260.00	
A10100	215230	06/04/2024	06/11/2024	00028239 PRINTED SOLID INC	23,000.49	
A10100	215235	06/04/2024	06/11/2024	00504848 MIKE BURWELL	240.00	
A10100	215237	06/10/2024	06/25/2024	00000367 POSTMASTER	320.00	
A10100	215259	06/13/2024		00000369 TRANSPORTATION ACCESSORIE		1,240.80
A10100	215262	06/13/2024		00001278 W.W. GRAINGER		446.79
A10100	215265	06/13/2024		00003911 FERGUSON ENTERPRISES LLC		102.68
A10100	215266	06/13/2024	06/20/2024	00004711 FOLLETT CONTENT SOLUTIONS	3,235.96	
A10100	215267	06/13/2024	06/20/2024	00004828 VIRCO MFG CORP.	8,681.10	
A10100	215268	06/13/2024		00005038 SHERWIN WILLIAMS CO.		66.82
A10100	215269	06/13/2024	06/21/2024	00005251 HAND2MIND, INC.	2,901.78	
A10100	215270	06/13/2024	06/21/2024	00005619 TRANE PARTS & SUPPLY	932,469.00	
A10100	215271	06/13/2024	06/18/2024	00005667 UNITED PARCEL SERVICE	82.63	
A10100	215281	06/13/2024	06/18/2024	00009304 THE COLLEGE BOARD	36,547.00	
A10100	215283	06/13/2024	06/20/2024	00011116 SCHOOL SPECIALTY LLC	570.28	
A10100	215284	06/13/2024		00011309 FLYERS PIZZA AND SUBS		8,266.68
A10100	215294	06/13/2024		00017522 SKINNER DIESEL SERVICE		363.95
A10100	215296	06/13/2024		00018306 HALLENROSS AND ASSOCIATES		449.04
A10100	215299	06/13/2024	06/24/2024	00019168 WAYNE HIGH SCHOOL	200.00	
A10100	215303	06/13/2024		00020409 CARMEN'S DISTRIBUTION SYS		259.00
A10100	215307	06/13/2024		00021504 SUNBELT RENTALS INC.		78.00
A10100	215310	06/13/2024		00022052 MUSIC AND ARTS		25,645.00
A10100	215326	06/13/2024	06/17/2024	00024597 ROYAL DOCUMENT DESTRUCTIO	123.00	
A10100	215327	06/13/2024		00024620 CULLIGAN OF MARYSVILLE		14.00
A10100	215328	06/13/2024		00024993 MAGNUM PRESS		1,177.90
A10100	215331	06/13/2024	06/17/2024	00025025 UNITY SCHOOL BUS PARTS I	8,690.00	
A10100	215332	06/13/2024	06/21/2024	00025027 GREEN AND SONS LTD	621.08	
A10100	215342	06/13/2024	06/21/2024	00025761 ALBERT SPORTING GOODS	1,128.50	
A10100	215344	06/13/2024		00025852 GO ZERO SERVICES LTD		859.50
A10100	215347	06/13/2024		00026152 HILLYARD OHIO		5,246.41
A10100	215349	06/13/2024	06/17/2024	00026252 COTTERMAN & COMPANY, INC.	586,517.00	
A10100	215356	06/13/2024		00026588 GFL ENVIRONMENTAL SERVICE		83.97
A10100	215359	06/13/2024	06/17/2024	00026799 VISTA HIGHER LEARNING, IN	2,000.00	
A10100	215362	06/13/2024		00026891 UNIFIRST CORPORATION		647.67
A10100	215363	06/13/2024	06/20/2024	00026907 QUADIANT, INC.	1,392.07	
A10100	215365	06/13/2024		00027037 TALKINGPOINTS		19,869.00
A10100	215369	06/13/2024	06/18/2024	00027130 COMDOC INC	12,336.00	
A10100	215375	06/13/2024	06/21/2024	00027447 EDUCATION ALTERNATIVES	1,708.00	
A10100	215377	06/13/2024	06/20/2024	00027546 CINTAS CORP NO 2	941.74	
A10100	215391	06/13/2024		00028170 VASCO ELECTRONICS LLC		4,830.00
A10100	215393	06/13/2024	06/18/2024	00028194 FORMAL FASHIONS INC	541.73	
A10100	215395	06/13/2024	06/17/2024	00028215 LACROSSEBALLSTORE.COM	393.38	

SELECTION CRITERIA: transact.yr='24' and transact.period='12' and transact.gl_cash='A10100'

FUND/SCC - 0010000 - GENERAL FUND

CASH ACCT	CHECK NUMBER	DATE ISSUED	DATE CLEARED	VENDOR	CLEARED	OUTSTANDING
A10100	215397	06/13/2024	06/17/2024	00028241 CONTINENTAL	4,939.20	
A10100	215399	06/13/2024	06/25/2024	00808878 BETH MCELHENY	58.00	
A10100	215402	06/13/2024	06/24/2024	RF200295 ELIZABETH CLARK	58.00	
A10100	215403	06/13/2024	06/25/2024	RF201141 DONNIKA GALLINA	187.00	
A10100	215404	06/13/2024	06/24/2024	RF210416 SHAWN BROWN	58.00	
A10100	215405	06/13/2024		RF211501 MELISSA MCCREARY		58.00
A10100	215406	06/13/2024	06/21/2024	RF211564 TAYLOR THOMPSON	60.00	
A10100	215407	06/13/2024	06/18/2024	RF211754 MARIA NOAKES	64.25	
A10100	215408	06/13/2024		RF212387 WENDY ALMEIDA ROLDAN		25.00
A10100	215409	06/13/2024		RF212399 CHRISTINE BLAKE		58.00
A10100	215410	06/13/2024	06/18/2024	RF212400 TRISH RIVERA	58.00	
A10100	215411	06/13/2024	06/27/2024	RF212401 SARAH CANTWELL	58.00	
A10100	215412	06/13/2024	06/20/2024	RF212402 ANGELA RANSBURGH	60.00	
A10100	215413	06/13/2024	06/20/2024	RF212403 KATHY HERNANDEZ	100.00	
A10100	215414	06/13/2024	06/17/2024	RF212404 DIANA SHOUMAN	50.00	
A10100	215415	06/13/2024		RF212405 LINDSAY WEBB		50.00
A10100	215416	06/13/2024		RF212406 KATIE DAVIS		28.75
A10100	215417	06/13/2024	06/18/2024	RF212407 MOUNIR SANHAJI	58.00	
A10100	215418	06/13/2024		RF212408 MALLORY DARROW		50.00
A10100	215419	06/13/2024	06/17/2024	RF212409 ABHILASHA RISAL	100.00	
A10100	215420	06/20/2024		00000099 DELILLE OXYGEN CO.		52.00
A10100	215421	06/20/2024		00000369 TRANSPORTATION ACCESSORIE		1,809.26
A10100	215422	06/20/2024		00001278 W.W. GRAINGER		10,782.68
A10100	215424	06/20/2024		00003628 COMMERCIAL PARTS & SERV O		102.40
A10100	215425	06/20/2024		00004668 PAUL PETERSON CO.		33.00
A10100	215426	06/20/2024	06/25/2024	00004711 FOLLETT CONTENT SOLUTIONS	709.30	
A10100	215427	06/20/2024		00005038 SHERWIN WILLIAMS CO.		125.35
A10100	215428	06/20/2024	06/24/2024	00005630 GLOCKNER OIL COMPANY	1,056.80	
A10100	215429	06/20/2024	06/25/2024	00006037 W.W. WILLIAMS	399.12	
A10100	215433	06/20/2024	06/25/2024	00007269 OHIO BUREAU OF CRIMINAL I	2,133.50	
A10100	215435	06/20/2024		00007998 PRINCIPAL TRUCK SUPPLY I		83.25
A10100	215437	06/20/2024		00008375 FOLLETT LIBRARY RESOURCES		2,489.06
A10100	215442	06/20/2024		00010033 OAESA		399.00
A10100	215444	06/20/2024		00010394 CUMMINS INTERSTATE POWER		1,128.37
A10100	215456	06/20/2024		00017522 SKINNER DIESEL SERVICE		1,899.68
A10100	215457	06/20/2024	06/24/2024	00018385 COLUMBUS FLEET INDUSTRIAL	116.78	
A10100	215462	06/20/2024		00020409 CARMEN'S DISTRIBUTION SYS		2,357.27
A10100	215486	06/20/2024		00023915 ROJEN COMPANY		1,799.78
A10100	215503	06/20/2024		00025448 SITEONE LANDSCAPE SUPPLY		455.25
A10100	215514	06/20/2024		00026152 HILLYARD OHIO		45,917.52
A10100	215531	06/20/2024		00027112 PRUDENTRX, LLC		12,768.73
A10100	215532	06/20/2024		00027251 IBS OF GREATER COLUMBUS		364.38
A10100	215539	06/20/2024	06/24/2024	00027387 LEARN21	600.00	
A10100	215542	06/20/2024	06/24/2024	00027546 CINTAS CORP NO 2	71.09	
A10100	215543	06/20/2024	06/25/2024	00027652 RUMPKE OF OHIO, INC.	15,263.87	
A10100	215547	06/20/2024	06/26/2024	00027749 TRUCKPRO, LLC	1,140.43	
A10100	215553	06/20/2024		00028174 AEI SPEAKERS BUREAU		6,500.00
A10100	215554	06/20/2024		00028199 MARK BERMAN		450.00
A10100	215555	06/20/2024		00028278 HOTSY EQUIPMENT COMPANY		1,892.46
A10100	215558	06/20/2024	06/26/2024	00000367 POSTMASTER	120.00	
A10100	215559	06/24/2024		00025961 LESLEY MCCONNELL		1,192.86
A10100	215560	06/24/2024		00026296 SHERRI JOHNSON		596.43
A10100	215561	06/24/2024		00026608 MICHELLE HOOD		1,192.86
A10100	215562	06/24/2024		00026763 AMANDA SPIRES		596.43

SELECTION CRITERIA: transact.yr='24' and transact.period='12' and transact.gl_cash='A10100'

FUND/SCC - 0010000 - GENERAL FUND

CASH ACCT	CHECK NUMBER	DATE ISSUED	DATE CLEARED	VENDOR	CLEARED	OUTSTANDING
A10100	215563	06/24/2024		00027009 JANNA COHILL		1,192.86
A10100	215564	06/24/2024		00027305 JOANNE BRAKE		596.43
A10100	215565	06/24/2024	06/28/2024	00027306 SHELLEY BRUNICARDI	596.43	
A10100	215566	06/24/2024		00027314 SHANNON MILLER		596.43
A10100	215567	06/24/2024		00027636 ERIN BUMGARNER		2,385.72
A10100	215568	06/24/2024		00027641 JOLI HUMASON		596.43
A10100	215569	06/24/2024		00027646 LEENA ROSILE		596.43
A10100	215570	06/24/2024	06/28/2024	00027649 BETHANY THOMPSON	596.43	
A10100	215571	06/24/2024		00027651 LOREN RAGLAND		596.43
A10100	215572	06/24/2024	06/28/2024	00027968 MICHELLE DENNY	596.43	
A10100	215573	06/24/2024		00027969 BETHANY GLUPKER		596.43
A10100	215574	06/24/2024	06/27/2024	00027976 ASSIE MANSARE	1,192.86	
A10100	215575	06/24/2024		00027977 AMY SHINLEVER		596.43
A10100	215576	06/24/2024	06/28/2024	00027978 KIRSTEN VINING	1,192.86	
A10100	215577	06/24/2024		00027986 MEGHAN DEVRING		596.43
A10100	215578	06/24/2024		00028002 JULIE SAVAGEAU		1,192.86
A10100	215579	06/24/2024		00028007 MOLLY BAUMAN		1,192.86
A10100	215580	06/24/2024		00028284 EMILY ALEXANDER		1,192.86
A10100	215581	06/24/2024	06/27/2024	00028285 MICHELLE BAILEY	596.43	
A10100	215582	06/24/2024		00028286 NIQUELE BELL		596.43
A10100	215583	06/24/2024		00028287 MATTHEW BRICKNER		596.43
A10100	215584	06/24/2024		00028288 HEATHER BUDAI		596.43
A10100	215585	06/24/2024		00028289 LISA BURRIS		1,192.86
A10100	215586	06/24/2024		00028290 SOPHIA HUSSAIN		1,192.86
A10100	215587	06/24/2024		00028291 REBECCA CHENOS		596.43
A10100	215588	06/24/2024	06/28/2024	00028292 IAN COOK	596.43	
A10100	215589	06/24/2024	06/27/2024	00028293 JENNIFER DAVIS	596.43	
A10100	215590	06/24/2024		00028294 JIANTAO DENG		525.14
A10100	215591	06/24/2024		00028295 ASHLEY FORSTER		1,789.29
A10100	215592	06/24/2024	06/28/2024	00028296 TIEISHA IMPTON	596.43	
A10100	215593	06/24/2024		00028297 BRYAN HAMILTON		1,789.29
A10100	215594	06/24/2024	06/27/2024	00028298 RACHEL JUDE	1,192.86	
A10100	215595	06/24/2024		00028299 SARAH KAMENTO		596.43
A10100	215596	06/24/2024		00028300 MIRNA ALAIN		596.43
A10100	215597	06/24/2024		00028301 JENNIFER LEE		1,192.86
A10100	215598	06/24/2024		00028302 MANDY MARSILI		596.43
A10100	215599	06/24/2024	06/28/2024	00028303 MOLLY MCANESPIE	2,982.15	
A10100	215600	06/24/2024		00028304 MONICA MURNANE		596.43
A10100	215601	06/24/2024		00028305 LISA MURPHY		596.43
A10100	215602	06/24/2024		00028306 MARK PERRIGO		596.43
A10100	215603	06/24/2024		00028307 LILLIAN PURKEY		1,192.86
A10100	215604	06/24/2024		00028308 STACY SANDERS		596.43
A10100	215605	06/24/2024		00028309 NICHOLE SCHWINNEN		1,192.86
A10100	215606	06/24/2024		00028310 JENNIFER DURFEE		596.43
A10100	215607	06/24/2024		00028311 DENISE TIBBS		596.43
A10100	215608	06/24/2024		00028313 MEGAN YOUNG		596.43
A10100	215609	06/24/2024		00809274 ALISA RANEY		1,789.29
A10100	215610	06/24/2024	06/28/2024	00809514 STACEY MCCUE	596.43	
A10100	215611	06/24/2024		00809515 LAURA KALDY		1,789.29
A10100	215612	06/24/2024		RF210457 MEGAN PRICE		1,789.29
A10100	215613	06/24/2024	06/27/2024	RF212398 ANGELA PEREZ	596.43	
A10100	215628	06/27/2024		00000369 TRANSPORTATION ACCESSORIE		199.44
A10100	215630	06/27/2024		00001278 W.W. GRAINGER		2,935.82
A10100	215634	06/27/2024		00003833 WEST MUSIC COMPANY INC		520.99

POWERSCHOOL LLC
 DATE: 07/01/2024
 TIME: 08:48:10

HILLIARD CITY SCHOOL DISTRICT
 OUTSTANDING CHECKS

PAGE NUMBER: 5
 ACCTPA21
 ACCOUNTING PERIOD: 12/24

SELECTION CRITERIA: transact.yr='24' and transact.period='12' and transact.gl_cash='A10100'

FUND/SCC - 0010000 - GENERAL FUND

CASH ACCT	CHECK NUMBER	DATE ISSUED	DATE CLEARED	VENDOR	CLEARED	OUTSTANDING
A10100	215635	06/27/2024		00003911 FERGUSON ENTERPRISES LLC		548.21
A10100	215639	06/27/2024		00004481 FLINN SCIENTIFIC INC.		75.85
A10100	215640	06/27/2024		00005038 SHERWIN WILLIAMS CO.		523.60
A10100	215642	06/27/2024		00005630 GLOCKNER OIL COMPANY		6,628.05
A10100	215648	06/27/2024		00008102 LOWE'S COMPANIES		3,596.92
A10100	215649	06/27/2024		00008193 ABS MONEY SYSTEMS INC.		200.00
A10100	215650	06/27/2024		00008870 FISHER SCIENTIFIC		109.56
A10100	215651	06/27/2024		00009304 THE COLLEGE BOARD		77,668.00
A10100	215653	06/27/2024		00010756 BRIAN W. BARNES & CO. IN		3,350.00
A10100	215654	06/27/2024		00010974 RENT A JOHN		200.00
A10100	215656	06/27/2024		00011513 ABLE PRINTING COMPANY		122.31
A10100	215658	06/27/2024		00015574 AQUARIUM ADVENTURE		100.00
A10100	215659	06/27/2024		00015923 STUDIES WEEKLY		3,241.61
A10100	215661	06/27/2024		00017522 SKINNER DIESEL SERVICE		259.80
A10100	215662	06/27/2024		00018385 COLUMBUS FLEET INDUSTRIAL		223.91
A10100	215663	06/27/2024		00018458 US GAMES		482.78
A10100	215664	06/27/2024		00019056 WORKHEALTH		50.00
A10100	215665	06/27/2024		00019661 LEGO EDUCATION		6,038.40
A10100	215672	06/27/2024		00020409 CARMEN'S DISTRIBUTION SYS		3,950.02
A10100	215674	06/27/2024		00020747 JOSTENS		31.49
A10100	215678	06/27/2024		00022052 MUSIC AND ARTS		1,416.00
A10100	215681	06/27/2024		00022577 OHIO HEALTH		8,329.80
A10100	215683	06/27/2024		00022911 GILMAN GEAR		765.59
A10100	215684	06/27/2024		00022979 JETS PIZZA		1,197.38
A10100	215688	06/27/2024		00024955 NAPA AUTO PARTS		679.33
A10100	215691	06/27/2024		00025395 CHRIS CAKES		1,200.00
A10100	215697	06/27/2024		00026252 COTTERMAN & COMPANY, INC.		371,629.00
A10100	215698	06/27/2024		00026265 GREEN CHARGE, INC.		1,446.00
A10100	215702	06/27/2024		00026619 RECYCLED SYSTEMS FURNITUR		11,991.00
A10100	215706	06/27/2024		00027076 ESC OF NORTHEAST OHIO		150.00
A10100	215710	06/27/2024		00027251 IBS OF GREATER COLUMBUS		364.38
A10100	215716	06/27/2024		00027392 BEST PLUMBING SPECIALTIES		143.01
A10100	215718	06/27/2024		00027546 CINTAS CORP NO 2		353.09
A10100	215719	06/27/2024		00027580 MUSKINGUM VALLEY ESC		170.00
A10100	215720	06/27/2024		00027652 RUMPKE OF OHIO, INC.		960.00
A10100	215723	06/27/2024		00027759 MUSSUN SALES, INC.		96.00
A10100	215725	06/27/2024		00027958 HORSE-N-ROUND FUN LLC		1,336.40
A10100	215728	06/27/2024		00027996 WELLNOW URGENT CARE		125.00
A10100	215734	06/27/2024		00028220 RUSH NEUROBEHAVIORAL CENT		349.00
A10100	215735	06/27/2024		00028240 KRIEGER FORD INC		36,539.00
A10100	215737	06/27/2024		RF201141 DONNIKA GALLINA		300.00
A10100	215738	06/27/2024		RF211099 ANNE TURPIN		150.00
A10100	215739	06/27/2024		RF212410 DIAMOND GRAHAM		120.00
A10100	V215175	06/04/2024	06/04/2024	00000762 HILLIARD LAWN AND GARDEN	37.61	
A10100	V215177	06/04/2024	06/04/2024	00001539 COLUMBUS CLAY CO.	810.00	
A10100	V215181	06/04/2024	06/04/2024	00009879 GORDON FOOD SERVICE	2,089.12	
A10100	V215182	06/04/2024	06/04/2024	00010280 POWELL PRINTS	1,904.75	
A10100	V215184	06/04/2024	06/04/2024	00011527 TRISTAR TRANSPORTATION	8,986.56	
A10100	V215185	06/04/2024	06/04/2024	00011824 STAPLES BUSINESS ADVANTAG	457.60	
A10100	V215186	06/04/2024	06/04/2024	00014140 ARAMARK	582.40	
A10100	V215187	06/04/2024	06/04/2024	00019332 OHIO POWER TOOL	910.44	
A10100	V215189	06/04/2024	06/04/2024	00020875 TAG INC.	380.00	
A10100	V215190	06/04/2024	06/04/2024	00022266 BUCKEYE BRASS & WINDS	4,388.21	
A10100	V215191	06/04/2024	06/04/2024	00023037 JANET MONSEUR-DURR	87.03	

SELECTION CRITERIA: transact.yr='24' and transact.period='12' and transact.gl_cash='A10100'

FUND/SCC - 0010000 - GENERAL FUND

CASH ACCT	CHECK NUMBER	DATE ISSUED	DATE CLEARED	VENDOR	CLEARED	OUTSTANDING
A10100	V215192	06/04/2024	06/04/2024	00023873 BRIDGEWAY ACADEMY	425.00	
A10100	V215194	06/04/2024	06/04/2024	00024255 THOMAS L WOODFORD	135.14	
A10100	V215195	06/04/2024	06/04/2024	00024560 STACIE LYNN VANDEUSEN	187.67	
A10100	V215196	06/04/2024	06/04/2024	00024950 E & H ACE HARDWARE GROUP	90.82	
A10100	V215197	06/04/2024	06/04/2024	00025130 INTERPRETING PLUS LLC	13,164.00	
A10100	V215198	06/04/2024	06/04/2024	00025215 META SOLUTIONS	44,000.25	
A10100	V215200	06/04/2024	06/04/2024	00025329 TERESA KERRIGAN ZENITSKY	16.21	
A10100	V215201	06/04/2024	06/04/2024	00025338 RULING OUR EXPERIENCES (R	1,300.00	
A10100	V215204	06/04/2024	06/04/2024	00025763 HIGHLAND COMMUNITY LEARNI	1,303.50	
A10100	V215205	06/04/2024	06/04/2024	00026099 JUSTIN RILEY	500.00	
A10100	V215206	06/04/2024	06/04/2024	00026181 MARTIN PUBLIC SEATING LLC	10,880.37	
A10100	V215207	06/04/2024	06/04/2024	00026332 ABILITY MATTERS	95,412.25	
A10100	V215208	06/04/2024	06/04/2024	00026441 AG-PRO OHIO LLC	759.98	
A10100	V215209	06/04/2024	06/04/2024	00026529 FOOD FOR GOOD THOUGHT INC	6,600.00	
A10100	V215210	06/04/2024	06/04/2024	00026721 TALK ENTERPRISES LLC	1,120.00	
A10100	V215211	06/04/2024	06/04/2024	00026814 HAYLEIGH MARIE TOMEK	170.25	
A10100	V215212	06/04/2024	06/04/2024	00027004 VRC COMPANIES LLC	34.30	
A10100	V215214	06/04/2024	06/04/2024	00027136 HOUGHTON MIFFLIN HARCOURT	19,103.17	
A10100	V215215	06/04/2024	06/04/2024	00027272 BRENDAN PATRICK LEONARD	154.91	
A10100	V215216	06/04/2024	06/04/2024	00027363 BATTERIES PLUS, LLC	41.29	
A10100	V215217	06/04/2024	06/04/2024	00027434 INSTITUTIONAL RESEARCH CO	7,000.00	
A10100	V215221	06/04/2024	06/04/2024	00027657 BRIDGEWAY THERAPY CENTER	8,031.54	
A10100	V215222	06/04/2024	06/04/2024	00027809 CURALINC HEALTHCARE	7,464.87	
A10100	V215223	06/04/2024	06/04/2024	00027895 GABRIELLA BEJARANO	258.75	
A10100	V215224	06/04/2024	06/04/2024	00027927 CLAUDIA PATRICIA CALDERON	275.00	
A10100	V215227	06/04/2024	06/04/2024	00028077 LARA G PYTLIK	32.36	
A10100	V215228	06/04/2024	06/04/2024	00028104 KAILEY MARIE SMITH	16.95	
A10100	V215229	06/04/2024	06/04/2024	00028200 WENDY RAE MCKAY	34.57	
A10100	V215231	06/04/2024	06/04/2024	00028251 JENNIFER D COOPER	119.00	
A10100	V215232	06/04/2024	06/04/2024	00028274 KATHERINE R SPEAKMAN	119.00	
A10100	V215233	06/04/2024	06/04/2024	00028275 ADAM B RACHUBA	119.00	
A10100	V215234	06/04/2024	06/04/2024	0026015 SOLIANT HEALTH	3,986.00	
A10100	V215236	06/04/2024	06/04/2024	00809123 LAURA CORBIN PENZONE	119.00	
A10100	V215258	06/13/2024	06/13/2024	00000135 COLUMBUS CITY SCHOOLS	600.00	
A10100	V215260	06/13/2024	06/13/2024	00000762 HILLIARD LAWN AND GARDEN	288.88	
A10100	V215261	06/13/2024	06/13/2024	00001234 GORDON FLESCH CO	7.92	
A10100	V215263	06/13/2024	06/13/2024	00002182 THE OHIO STATE UNIVERSITY	58,817.88	
A10100	V215264	06/13/2024	06/13/2024	00003027 LOEB ELECTRIC	1,644.23	
A10100	V215272	06/13/2024	06/13/2024	00006386 APPLE INC.	184,580.00	
A10100	V215273	06/13/2024	06/13/2024	00006978 CARDINAL BUS SALES & SERV	943.42	
A10100	V215274	06/13/2024	06/13/2024	00007109 LAURA L ORR	46.36	
A10100	V215275	06/13/2024	06/13/2024	00007813 BONNIE HOLYCROSS	403.81	
A10100	V215276	06/13/2024	06/13/2024	00008340 MCGRAW-HILL EDUCATION IN	297,325.44	
A10100	V215277	06/13/2024	06/13/2024	00008742 SPORTS IMPORTS	4,373.00	
A10100	V215278	06/13/2024	06/13/2024	00008928 THE FLAG LADY'S FLAG STOR	359.00	
A10100	V215279	06/13/2024	06/13/2024	00009150 ESC OF CENTRAL OHIO	33,133.03	
A10100	V215280	06/13/2024	06/13/2024	00009301 THE BUCKEYE RANCH	2,894.80	
A10100	V215282	06/13/2024	06/13/2024	00009971 SCOTSMAN MID-OHIO	7,245.00	
A10100	V215285	06/13/2024	06/13/2024	00011349 DEAF SERVICES CENTER INC	130.00	
A10100	V215286	06/13/2024	06/13/2024	00011450 AQUA SCIENCE	1,660.80	
A10100	V215287	06/13/2024	06/13/2024	00011824 STAPLES BUSINESS ADVANTAG	1,622.31	
A10100	V215288	06/13/2024	06/13/2024	00013143 ARAMARK - LUNCHROOM SERVI	431,429.61	
A10100	V215289	06/13/2024	06/13/2024	00013979 TORI JO CASE	122.88	
A10100	V215290	06/13/2024	06/13/2024	00014140 ARAMARK	705.80	

SELECTION CRITERIA: transact.yr='24' and transact.period='12' and transact.gl_cash='A10100'

FUND/SCC - 0010000 - GENERAL FUND

CASH ACCT	CHECK NUMBER	DATE ISSUED	DATE CLEARED	VENDOR	CLEARED	OUTSTANDING
A10100	V215291	06/13/2024	06/13/2024	00014469 KIMBALL-MIDWEST	611.76	
A10100	V215292	06/13/2024	06/13/2024	00015662 HEATHER J HENRY	114.90	
A10100	V215293	06/13/2024	06/13/2024	00016043 ELIZABETH PAGE FLOOD	46.63	
A10100	V215295	06/13/2024	06/13/2024	00017570 GENESIS BUILDING SYSTEMS	2,017.00	
A10100	V215297	06/13/2024	06/13/2024	00018587 BETI M BOSKOVSKA	90.00	
A10100	V215298	06/13/2024	06/13/2024	00018659 SILCO FIRE PROTECTION	2,370.92	
A10100	V215300	06/13/2024	06/13/2024	00019213 PXP OHIO	120.00	
A10100	V215301	06/13/2024	06/13/2024	00019332 OHIO POWER TOOL	3,237.26	
A10100	V215302	06/13/2024	06/13/2024	00020213 BRETT A NORRIS	67.13	
A10100	V215304	06/13/2024	06/13/2024	00020745 US TOGETHER	3,316.25	
A10100	V215305	06/13/2024	06/13/2024	00020816 BCI	9,150.00	
A10100	V215306	06/13/2024	06/13/2024	00021110 KIMBERLE ANN KEMBITZKY	179.10	
A10100	V215308	06/13/2024	06/13/2024	00021549 JOHN H MONTGOMERY	215.61	
A10100	V215309	06/13/2024	06/13/2024	00021818 ASIAN AMERICAN	240.00	
A10100	V215311	06/13/2024	06/13/2024	00022154 KELLY RILEY	73.16	
A10100	V215312	06/13/2024	06/13/2024	00022200 ACCESS 2 INTERPRETERS	7,910.00	
A10100	V215313	06/13/2024	06/13/2024	00022416 KATHERINE MONROE	93.26	
A10100	V215314	06/13/2024	06/13/2024	00022427 SCOTT M SNYDER	13.94	
A10100	V215315	06/13/2024	06/13/2024	00022610 RICH & GILLIS LAW GROUP	10,441.12	
A10100	V215316	06/13/2024	06/13/2024	00022950 SHANNON R MURLIN	183.71	
A10100	V215317	06/13/2024	06/13/2024	00023168 JAMIE E LENNOX	53.20	
A10100	V215318	06/13/2024	06/13/2024	00023265 XTEK PARTNERS	21,840.00	
A10100	V215319	06/13/2024	06/13/2024	00023267 NEW STORY SCHOOLS-OHIO	41,750.00	
A10100	V215320	06/13/2024	06/13/2024	00023327 PROJECT LEAD THE WAY	12,450.00	
A10100	V215321	06/13/2024	06/13/2024	00023751 MODERN OFFICE METHODS	4,171.93	
A10100	V215322	06/13/2024	06/13/2024	00023775 JAY CAULEY	94.87	
A10100	V215323	06/13/2024	06/13/2024	00024167 SPIRIT SERVICES	2,220.21	
A10100	V215324	06/13/2024	06/13/2024	00024255 THOMAS L WOODFORD	148.41	
A10100	V215325	06/13/2024	06/13/2024	00024575 HEATHER LYNNE CONRAD	146.06	
A10100	V215329	06/13/2024	06/13/2024	00024999 YVONNE ALICE HAIGHT	87.90	
A10100	V215330	06/13/2024	06/13/2024	00025000 R.E.M. COMMUNICATIONS INC	605.46	
A10100	V215333	06/13/2024	06/13/2024	00025080 TREVOR MARTIN MAGGIED	109.28	
A10100	V215334	06/13/2024	06/13/2024	00025295 STEPHANIE HARTMANN	16.68	
A10100	V215335	06/13/2024	06/13/2024	00025301 JAMES SMITH	19.30	
A10100	V215336	06/13/2024	06/13/2024	00025360 PROLINK HEALTHCARE LLC	14,562.07	
A10100	V215337	06/13/2024	06/13/2024	00025393 ROSEANNE S HETTERSCHIEDT	70.08	
A10100	V215338	06/13/2024	06/13/2024	00025459 JOHN A PETERS	39.53	
A10100	V215339	06/13/2024	06/13/2024	00025470 A TEAM COOLING TOWERS LLC	14,231.00	
A10100	V215340	06/13/2024	06/13/2024	00025508 MIND EDUCATION	12,050.00	
A10100	V215341	06/13/2024	06/13/2024	00025591 LEVEL 3 COMMUNICATIONS L	1,563.99	
A10100	V215343	06/13/2024	06/13/2024	00025822 CARA BEST CHRISTEN	180.19	
A10100	V215345	06/13/2024	06/13/2024	00025974 A WAY WITH WORDS LLC	1,253.75	
A10100	V215346	06/13/2024	06/13/2024	00026021 MANSFIELD OIL COMPANY	20,432.92	
A10100	V215348	06/13/2024	06/13/2024	00026153 DANA ALYSON BROWN	87.50	
A10100	V215351	06/13/2024	06/13/2024	00026307 PLUNKETT'S PEST CONTROL	1,485.00	
A10100	V215352	06/13/2024	06/13/2024	00026356 MAYNE TRANSPORTATION	124,543.38	
A10100	V215353	06/13/2024	06/13/2024	00026388 MOVE TO LEARN LLC	4,825.00	
A10100	V215354	06/13/2024	06/13/2024	00026411 RACHAEL LEE CABLE	25.33	
A10100	V215355	06/13/2024	06/13/2024	00026536 ERICKA S SCHNECK	132.62	
A10100	V215357	06/13/2024	06/13/2024	00026600 NIKOLE MARZANO ABATE	72.56	
A10100	V215358	06/13/2024	06/13/2024	00026671 BRINKS INCORPORATED	529.05	
A10100	V215360	06/13/2024	06/13/2024	00026808 WW NORTH AMERICA HOLDINGS	315.00	
A10100	V215361	06/13/2024	06/13/2024	00026861 EMILY MILLER THOMAS	78.79	
A10100	V215364	06/13/2024	06/13/2024	00026974 CHAD MARCUS JOHNSON	64.92	

SELECTION CRITERIA: transact.yr='24' and transact.period='12' and transact.gl_cash='A10100'

FUND/SCC - 0010000 - GENERAL FUND

CASH ACCT	CHECK NUMBER	DATE ISSUED	DATE CLEARED	VENDOR	CLEARED	OUTSTANDING
A10100	V215366	06/13/2024	06/13/2024	00027072 ANN CHRISTINE BOWEN	293.47	
A10100	V215367	06/13/2024	06/13/2024	00027119 CROWN CASTLE FIBER LLC	23,298.83	
A10100	V215370	06/13/2024	06/13/2024	00027159 KALLIE P UHL	161.48	
A10100	V215371	06/13/2024	06/13/2024	00027211 HIDDEN CREEK LANDSCAPING,	1,025.76	
A10100	V215372	06/13/2024	06/13/2024	00027266 KATLIN EILEEN GOULDIN	84.15	
A10100	V215373	06/13/2024	06/13/2024	00027363 BATTERIES PLUS, LLC	29.48	
A10100	V215374	06/13/2024	06/13/2024	00027417 TANNER TRUSKE ATHA	239.39	
A10100	V215376	06/13/2024	06/13/2024	00027528 JILL ANN ABRAHAM	348.61	
A10100	V215378	06/13/2024	06/13/2024	00027615 AARON C KINGCADE	55.47	
A10100	V215379	06/13/2024	06/13/2024	00027659 MATTHEW T FASKA	189.55	
A10100	V215380	06/13/2024	06/13/2024	00027712 ELIZABETH A MCCLELLAN	122.47	
A10100	V215381	06/13/2024	06/13/2024	00027718 LAURA ASHLEY MARTIN	45.23	
A10100	V215382	06/13/2024	06/13/2024	00027784 PSI II LLC	2,700.00	
A10100	V215383	06/13/2024	06/13/2024	00027869 CENTRAL OHIO WELDING CO.	137.50	
A10100	V215384	06/13/2024	06/13/2024	00027883 BRICKER GRAYDON LLP	1,366.80	
A10100	V215385	06/13/2024	06/13/2024	00027927 CLAUDIA PATRICIA CALDERON	60.00	
A10100	V215386	06/13/2024	06/13/2024	00027991 EMPOWER BEHAVIORAL HEALTH	20,520.50	
A10100	V215387	06/13/2024	06/13/2024	00028024 ANDREA M FOGT	43.95	
A10100	V215388	06/13/2024	06/13/2024	00028134 FAITH VIRGINIA MEADS	197.02	
A10100	V215389	06/13/2024	06/13/2024	00028139 NATALIE ROSE LEWIS	80.00	
A10100	V215390	06/13/2024	06/13/2024	00028149 INSPIRA FINANCIAL HEALTH,	285.30	
A10100	V215392	06/13/2024	06/13/2024	00028184 RESOURCE RECYCLING SYSTEM	4,375.00	
A10100	V215394	06/13/2024	06/13/2024	00028213 SEWHIPPY MFG	174.00	
A10100	V215396	06/13/2024	06/13/2024	00028233 EASE THERAPY LLC	5,866.25	
A10100	V215398	06/13/2024	06/13/2024	0026015 SOLIANT HEALTH	3,961.00	
A10100	V215400	06/13/2024	06/13/2024	00809123 LAURA CORBIN PENZONE	59.63	
A10100	V215401	06/13/2024	06/13/2024	00809124 LORA KEY MCCONNELL	36.58	
A10100	V215423	06/20/2024	06/20/2024	00003027 LOEB ELECTRIC	510.14	
A10100	V215430	06/20/2024	06/20/2024	00006066 GOLDEN BEAR LOCK & SAFE	77.00	
A10100	V215431	06/20/2024	06/20/2024	00006386 APPLE INC.	1,426,497.00	
A10100	V215432	06/20/2024	06/20/2024	00006978 CARDINAL BUS SALES & SERV	1,807.33	
A10100	V215434	06/20/2024	06/20/2024	00007929 MELINDA J MORDARSKI	25.00	
A10100	V215436	06/20/2024	06/20/2024	00008340 MCGRAW-HILL EDUCATION IN	1,925.10	
A10100	V215438	06/20/2024	06/20/2024	00008444 FYDA FREIGHTLINER COLUMBU	1,989.55	
A10100	V215439	06/20/2024	06/20/2024	00008928 THE FLAG LADY'S FLAG STOR	769.00	
A10100	V215440	06/20/2024	06/20/2024	00009150 ESC OF CENTRAL OHIO	40,676.28	
A10100	V215441	06/20/2024	06/20/2024	00009365 DONATOS PIZZERIA LLC	110.00	
A10100	V215443	06/20/2024	06/20/2024	00010280 POWELL PRINTS	763.00	
A10100	V215445	06/20/2024	06/20/2024	00010960 JOYCE ANN BRICKLEY	25.00	
A10100	V215446	06/20/2024	06/20/2024	00011116 SCHOOL SPECIALTY LLC	19.47	
A10100	V215447	06/20/2024	06/20/2024	00011499 DEANA RENEE ADAMS	25.00	
A10100	V215448	06/20/2024	06/20/2024	00011527 TRISTAR TRANSPORTATION	7,367.58	
A10100	V215449	06/20/2024	06/20/2024	00013991 RICH BOETTNER	60.00	
A10100	V215450	06/20/2024	06/20/2024	00014140 ARAMARK	3,195.23	
A10100	V215451	06/20/2024	06/20/2024	00014949 CRAIG C VROOM	50.00	
A10100	V215452	06/20/2024	06/20/2024	00015874 ROY R WALKER	86.13	
A10100	V215453	06/20/2024	06/20/2024	00016252 GREGORY S HENNES	25.00	
A10100	V215454	06/20/2024	06/20/2024	00016567 FRIENDSOFFICE	5.19	
A10100	V215455	06/20/2024	06/20/2024	00017449 KAYLA RENEE PINNICK	25.00	
A10100	V215458	06/20/2024	06/20/2024	00018659 SILCO FIRE PROTECTION	2,299.50	
A10100	V215459	06/20/2024	06/20/2024	00019332 OHIO POWER TOOL	445.06	
A10100	V215460	06/20/2024	06/20/2024	00019827 NATHAN ANDREW BOBEK	25.00	
A10100	V215461	06/20/2024	06/20/2024	00020058 CORI A KINDL	145.09	
A10100	V215463	06/20/2024	06/20/2024	00021816 ANITA KAHLE DALLUGE	25.00	

SELECTION CRITERIA: transact.yr='24' and transact.period='12' and transact.gl_cash='A10100'

FUND/SCC - 0010000 - GENERAL FUND

CASH ACCT	CHECK NUMBER	DATE ISSUED	DATE CLEARED	VENDOR	CLEARED	OUTSTANDING
A10100	V215464	06/20/2024	06/20/2024	00021946 CATHY L REDDING	104.89	
A10100	V215465	06/20/2024	06/20/2024	00021949 DAVE HUSTON	60.00	
A10100	V215466	06/20/2024	06/20/2024	00021959 KEVIN LANDON	25.00	
A10100	V215467	06/20/2024	06/20/2024	00022194 CHRISTOPHER M LUDBAN	25.00	
A10100	V215468	06/20/2024	06/20/2024	00022427 SCOTT M SNYDER	25.00	
A10100	V215469	06/20/2024	06/20/2024	00022589 MICHAEL P ABRAHAM	60.00	
A10100	V215470	06/20/2024	06/20/2024	00022594 MICHAEL P MCDONOUGH	60.00	
A10100	V215471	06/20/2024	06/20/2024	00023107 SHELLI D MILLER	25.00	
A10100	V215472	06/20/2024	06/20/2024	00023168 JAMIE E LENNOX	60.00	
A10100	V215473	06/20/2024	06/20/2024	00023189 ERIN DOOLEY	25.00	
A10100	V215474	06/20/2024	06/20/2024	00023204 AMY L CASE	25.00	
A10100	V215475	06/20/2024	06/20/2024	00023222 MARK D TREMAYNE	244.83	
A10100	V215476	06/20/2024	06/20/2024	00023267 NEW STORY SCHOOLS-OHIO	1,162.50	
A10100	V215477	06/20/2024	06/20/2024	00023327 PROJECT LEAD THE WAY	1,200.00	
A10100	V215478	06/20/2024	06/20/2024	00023397 STEPHANIE BORLAZA	25.00	
A10100	V215479	06/20/2024	06/20/2024	00023441 KEVIN M BUCHMAN	25.00	
A10100	V215480	06/20/2024	06/20/2024	00023574 MARK E POHLMAN	60.00	
A10100	V215481	06/20/2024	06/20/2024	00023587 JACOB A GRANTIER	246.57	
A10100	V215482	06/20/2024	06/20/2024	00023652 KATIE ROSE SALYER	25.00	
A10100	V215483	06/20/2024	06/20/2024	00023662 KURTZ BROS. CENTRAL OHIO	125.96	
A10100	V215484	06/20/2024	06/20/2024	00023825 ALLIED SOURCES	5,938.12	
A10100	V215485	06/20/2024	06/20/2024	00023875 MOLLY NOEL WALKER	25.00	
A10100	V215487	06/20/2024	06/20/2024	00024031 CINDY MARIE TESKE	25.00	
A10100	V215488	06/20/2024	06/20/2024	00024075 BRIAN CHARLES HART	25.00	
A10100	V215489	06/20/2024	06/20/2024	00024237 KEITH RABLEY	60.00	
A10100	V215490	06/20/2024	06/20/2024	00024238 ARCHIE ARMENTROUT	60.00	
A10100	V215491	06/20/2024	06/20/2024	00024262 RUSH TRUCK CENTERS OF OHI	397.25	
A10100	V215492	06/20/2024	06/20/2024	00024419 HILARY P SLOAT	25.00	
A10100	V215493	06/20/2024	06/20/2024	00024433 HERBERT HIGGINBOTHAM JR.	274.11	
A10100	V215494	06/20/2024	06/20/2024	00024473 MATTHEW E SPARKS	25.00	
A10100	V215495	06/20/2024	06/20/2024	00024560 STACIE LYNN VANDEUSEN	60.00	
A10100	V215496	06/20/2024	06/20/2024	00024684 JONATHAN P WAY	88.32	
A10100	V215497	06/20/2024	06/20/2024	00024749 MATTHEW W TROMBITAS	25.00	
A10100	V215498	06/20/2024	06/20/2024	00024765 CORTNEY D HAMILTON	399.18	
A10100	V215499	06/20/2024	06/20/2024	00024862 KATHERINE ANN HUETER	50.00	
A10100	V215500	06/20/2024	06/20/2024	00024937 STACY ELIZABETH CARTER	50.00	
A10100	V215501	06/20/2024	06/20/2024	00024983 MATTHEW LEE MIDDLETON	50.00	
A10100	V215502	06/20/2024	06/20/2024	00025357 LISA D FERKO	111.09	
A10100	V215504	06/20/2024	06/20/2024	00025469 RYAN YOUNG	60.00	
A10100	V215505	06/20/2024	06/20/2024	00025645 KATHRYN LEE MILLER	25.00	
A10100	V215506	06/20/2024	06/20/2024	00025762 MELINDA BEVERLY COLBURN	25.00	
A10100	V215507	06/20/2024	06/20/2024	00025763 HIGHLAND COMMUNITY LEARNI	1,303.50	
A10100	V215508	06/20/2024	06/20/2024	00025939 ADAM JAMES OLSHESKI	25.00	
A10100	V215509	06/20/2024	06/20/2024	00025996 JOEL MICHAEL ASSENHEIMER	50.00	
A10100	V215510	06/20/2024	06/20/2024	00025997 MATTHEW D ANDERSON	25.00	
A10100	V215511	06/20/2024	06/20/2024	00026021 MANSFIELD OIL COMPANY	21,709.78	
A10100	V215515	06/20/2024	06/20/2024	00026154 PRO-CHEM, INC	533.68	
A10100	V215516	06/20/2024	06/20/2024	00026181 MARTIN PUBLIC SEATING LLC	939.45	
A10100	V215517	06/20/2024	06/20/2024	00026261 HOLLY ANNE MEISTER	25.00	
A10100	V215518	06/20/2024	06/20/2024	00026273 LAUREN MICHELLE HALL	25.00	
A10100	V215519	06/20/2024	06/20/2024	00026321 KRISTEN NICHOLE CLAUSEN	25.00	
A10100	V215520	06/20/2024	06/20/2024	00026470 ADAM C WALTON	133.53	
A10100	V215521	06/20/2024	06/20/2024	00026555 ELIZABETH R LUCAS	382.00	
A10100	V215522	06/20/2024	06/20/2024	00026680 RIVERSIDE INSIGHTS	385.25	

POWERSCHOOL LLC
 DATE: 07/01/2024
 TIME: 08:48:10

HILLIARD CITY SCHOOL DISTRICT
 OUTSTANDING CHECKS

PAGE NUMBER: 10
 ACCTPA21
 ACCOUNTING PERIOD: 12/24

SELECTION CRITERIA: transact.yr='24' and transact.period='12' and transact.gl_cash='A10100'

FUND/SCC - 0010000 - GENERAL FUND

CASH ACCT	CHECK NUMBER	DATE ISSUED	DATE CLEARED	VENDOR	CLEARED	OUTSTANDING
A10100	V215523	06/20/2024	06/20/2024	00026711 MONICA ROSE CAMPANA	25.00	
A10100	V215524	06/20/2024	06/20/2024	00026729 KENDALL ELECTRIC INC.	1,353.67	
A10100	V215525	06/20/2024	06/20/2024	00026856 JEREMY L TAYLOR	60.00	
A10100	V215526	06/20/2024	06/20/2024	00026857 MICHAEL D THOMAS	60.00	
A10100	V215527	06/20/2024	06/20/2024	00026865 RD HOLDER OIL CO. INC.	3,468.02	
A10100	V215528	06/20/2024	06/20/2024	00027004 VRC COMPANIES LLC	10,386.19	
A10100	V215529	06/20/2024	06/20/2024	00027032 OLIVIA MICHELLE CONSTANTI	25.00	
A10100	V215530	06/20/2024	06/20/2024	00027098 WILLIAM C STARRETT	60.00	
A10100	V215533	06/20/2024	06/20/2024	00027295 WILLIAM D WARFIELD	358.87	
A10100	V215534	06/20/2024	06/20/2024	00027298 SABRA L QUALLS	25.00	
A10100	V215535	06/20/2024	06/20/2024	00027318 DAVID JUSTIN STEWART	100.00	
A10100	V215536	06/20/2024	06/20/2024	00027326 WHITNEY THAYER JECKAVITCH	25.00	
A10100	V215537	06/20/2024	06/20/2024	00027330 WHITNEY MARIE WEADOCK	75.86	
A10100	V215538	06/20/2024	06/20/2024	00027352 JOHN FRANKLIN RILEY	25.00	
A10100	V215540	06/20/2024	06/20/2024	00027412 VANDALIA RENTAL	114.45	
A10100	V215541	06/20/2024	06/20/2024	00027528 JILL ANN ABRAHAM	60.00	
A10100	V215544	06/20/2024	06/20/2024	00027653 TERRIE EILEEN TURNEY	136.55	
A10100	V215545	06/20/2024	06/20/2024	00027659 MATTHEW T FASKA	25.00	
A10100	V215546	06/20/2024	06/20/2024	00027660 JENNIFER N MOX	25.00	
A10100	V215548	06/20/2024	06/20/2024	00027826 COMPLETE BUS & SPECIALTY	35.96	
A10100	V215549	06/20/2024	06/20/2024	00027833 MARK ALLEN DUDGEON	60.00	
A10100	V215550	06/20/2024	06/20/2024	00027889 ANGELO JAMES CAPUTO	60.00	
A10100	V215551	06/20/2024	06/20/2024	00028000 WILLIAM KENNETH RAGLAND I	50.00	
A10100	V215552	06/20/2024	06/20/2024	00028044 MELISSA NOELLE SWEARINGEN	100.00	
A10100	V215556	06/20/2024	06/20/2024	00028282 VESTIS SERVICES LLC	376.61	
A10100	V215627	06/27/2024	06/27/2024	00000135 COLUMBUS CITY SCHOOLS	6,006.00	
A10100	V215629	06/27/2024	06/27/2024	00000762 HILLIARD LAWN AND GARDEN	72.00	
A10100	V215631	06/27/2024	06/27/2024	00001539 COLUMBUS CLAY CO.	6,472.74	
A10100	V215632	06/27/2024	06/27/2024	00002205 STEFFENS-SHULTZ INC.	150.00	
A10100	V215633	06/27/2024	06/27/2024	00003027 LOEB ELECTRIC	3,397.01	
A10100	V215636	06/27/2024	06/27/2024	00004204 CENTURY EQUIPMENT CO.	72.90	
A10100	V215637	06/27/2024	06/27/2024	00004266 COLUMBUS TEMP CONTROL	1,055.57	
A10100	V215638	06/27/2024	06/27/2024	00004457 PICKAWAY COUNTY ESC	60.00	
A10100	V215641	06/27/2024	06/27/2024	00005423 GOPHER SPORT	1,153.54	
A10100	V215643	06/27/2024	06/27/2024	00005653 INTERIOR SUPPLY	618.60	
A10100	V215644	06/27/2024	06/27/2024	00006066 GOLDEN BEAR LOCK & SAFE	134.00	
A10100	V215645	06/27/2024	06/27/2024	00006978 CARDINAL BUS SALES & SERV	376.60	
A10100	V215646	06/27/2024	06/27/2024	00007701 GINGWAY PRODUCTS INC.	81.29	
A10100	V215647	06/27/2024	06/27/2024	00008064 SCOTT SCRIVEN LLP	15,943.56	
A10100	V215652	06/27/2024	06/27/2024	00010280 POWELL PRINTS	1,052.60	
A10100	V215655	06/27/2024	06/27/2024	00011116 SCHOOL SPECIALTY LLC	2.09	
A10100	V215657	06/27/2024	06/27/2024	00014469 KIMBALL-MIDWEST	248.58	
A10100	V215660	06/27/2024	06/27/2024	00016567 FRIENDS OFFICE	118.41	
A10100	V215673	06/27/2024	06/27/2024	00020745 US TOGETHER	525.60	
A10100	V215675	06/27/2024	06/27/2024	00020758 BLICK ART MATERIALS LLC	5,968.48	
A10100	V215676	06/27/2024	06/27/2024	00020816 BCI	3,360.00	
A10100	V215677	06/27/2024	06/27/2024	00021736 BAILEY POTTERY EQUIPMENT	1,940.00	
A10100	V215679	06/27/2024	06/27/2024	00022200 ACCESS 2 INTERPRETERS	1,640.00	
A10100	V215680	06/27/2024	06/27/2024	00022266 BUCKEYE BRASS & WINDS	1,320.00	
A10100	V215682	06/27/2024	06/27/2024	00022594 MICHAEL P MCDONOUGH	302.05	
A10100	V215685	06/27/2024	06/27/2024	00023017 OHIO TABLES & CHAIRS	1,597.00	
A10100	V215686	06/27/2024	06/27/2024	00023825 ALLIED SOURCES	5,700.00	
A10100	V215687	06/27/2024	06/27/2024	00024422 BETSY N LONG	144.39	
A10100	V215689	06/27/2024	06/27/2024	00025113 ULINE INC.	2,106.19	

POWERSCHOOL LLC
 DATE: 07/01/2024
 TIME: 08:48:10

HILLIARD CITY SCHOOL DISTRICT
 OUTSTANDING CHECKS

PAGE NUMBER: 11
 ACCTPA21
 ACCOUNTING PERIOD: 12/24

SELECTION CRITERIA: transact.yr='24' and transact.period='12' and transact.gl_cash='A10100'

FUND/SCC - 0010000 - GENERAL FUND

CASH ACCT	CHECK NUMBER	DATE ISSUED	DATE CLEARED	-----VENDOR-----	CLEARED	OUTSTANDING
A10100	V215690	06/27/2024	06/27/2024	00025331 RESOURCES UNLIMITED A-Z L	6,190.42	
A10100	V215693	06/27/2024	06/27/2024	00025490 ADVANCED ANIMAL REMOVAL P	4,950.00	
A10100	V215694	06/27/2024	06/27/2024	00025776 SNAP-ON BUSINESS SOLUTION	947.10	
A10100	V215695	06/27/2024	06/27/2024	00025974 A WAY WITH WORDS LLC	1,360.00	
A10100	V215696	06/27/2024	06/27/2024	00026021 MANSFIELD OIL COMPANY	22,114.62	
A10100	V215699	06/27/2024	06/27/2024	00026321 KRISTEN NICHOLE CLAUSEN	140.84	
A10100	V215700	06/27/2024	06/27/2024	00026388 MOVE TO LEARN LLC	1,900.00	
A10100	V215701	06/27/2024	06/27/2024	00026423 BEST ONE TIRE & SERVICE O	34,476.94	
A10100	V215703	06/27/2024	06/27/2024	00026671 BRINKS INCORPORATED	170.87	
A10100	V215704	06/27/2024	06/27/2024	00026729 KENDALL ELECTRIC INC.	127.59	
A10100	V215705	06/27/2024	06/27/2024	00026865 RD HOLDER OIL CO. INC.	2,491.90	
A10100	V215707	06/27/2024	06/27/2024	00027136 HOUGHTON MIFFLIN HARCOURT	18,339.60	
A10100	V215708	06/27/2024	06/27/2024	00027187 HILLIARD/ RAY PATCH FAMIL	7,249.00	
A10100	V215709	06/27/2024	06/27/2024	00027244 TROY FILTERS	610.74	
A10100	V215711	06/27/2024	06/27/2024	00027256 RAIN ONE INC	385.00	
A10100	V215712	06/27/2024	06/27/2024	00027290 JACQUELYN K NOLAND	190.95	
A10100	V215713	06/27/2024	06/27/2024	00027330 WHITNEY MARIE WEADOCK	199.14	
A10100	V215714	06/27/2024	06/27/2024	00027355 WAMPLER TOOLS	3,945.00	
A10100	V215715	06/27/2024	06/27/2024	00027363 BATTERIES PLUS, LLC	17.80	
A10100	V215717	06/27/2024	06/27/2024	00027524 HUDDLE HUTS	128.00	
A10100	V215721	06/27/2024	06/27/2024	00027659 MATTHEW T FASKA	33.90	
A10100	V215722	06/27/2024	06/27/2024	00027660 JENNIFER N MOX	85.76	
A10100	V215724	06/27/2024	06/27/2024	00027916 THE OHIO STATE UNIVERSITY	14,683.32	
A10100	V215726	06/27/2024	06/27/2024	00027980 BYRNE & JONES CONSTRUCTIO	104,568.00	
A10100	V215727	06/27/2024	06/27/2024	00027985 IMAGINE LEARNING LLC	353,885.00	
A10100	V215729	06/27/2024	06/27/2024	00028001 ACORN DISTRIBUTORS INC	3,075.94	
A10100	V215730	06/27/2024	06/27/2024	00028018 CRUM AND PARSONS EXCAVATI	13,100.00	
A10100	V215731	06/27/2024	06/27/2024	00028021 DURABLE PAINTING LLC	21,450.00	
A10100	V215732	06/27/2024	06/27/2024	00028092 BSN SPORTS LLC	7,301.60	
A10100	V215733	06/27/2024	06/27/2024	00028196 SURELINE MOWING & LANDSCA	19,930.00	
A10100	V215736	06/27/2024	06/27/2024	00028282 VESTIS SERVICES LLC	756.00	
TOTAL CASH ACCOUNT					11,901,803.29	752,123.00
TOTAL FUND					11,901,803.29	752,123.00
TOTAL REPORT					11,901,803.29	752,123.00